

# Multiple sclerosis in Europe

## WHAT IS MULTIPLE SCLEROSIS?

Multiple sclerosis (MS) is one of the world's most common neurological conditions. In many countries, it is the leading cause of non-traumatic disability in young adults and symptoms range from fatigue and depression, to severe mobility problems and blindness in extreme cases. The average age at diagnosis is 29, and half of these people will usually be unemployed within three years.

While there is currently no cure for MS, the condition can be managed through specialised help, starting with early diagnosis. Once the patient has been diagnosed, the right medication and other support can be provided. Improved MS data capture will allow for therapy to be better tailored to individual patients.

Click on the flags to learn more about national:

- Prevalence of MS
- Employment rate
- Access to treatment
- Cost for society
- Overall EU comparison



# Multiple sclerosis in Europe

## WHAT IS MULTIPLE SCLEROSIS?

Multiple sclerosis (MS) is one of the world's most common neurological conditions. In many countries, it is the leading cause of non-traumatic disability in young adults and symptoms range from fatigue and depression, to severe mobility problems and blindness in extreme cases. The average age at diagnosis is 29, and half of these people will usually be unemployed within three years.

While there is currently no cure for MS, the condition can be managed through specialised help, starting with early diagnosis. Once the patient has been diagnosed, the right medication and other support can be provided. Improved MS data capture will allow for therapy to be better tailored to individual patients.



## Estonia

### How many people in Estonia have MS?

- There are around **1,100 people living with MS**
- Prevalence is **82 per 100,000**<sup>1</sup>
- Average age at disease onset is 44
- Unknown women to men ratio
- 90% of those diagnosed with MS have the relapsing-remitting form at onset



### What % of people with MS are working?

- **Workforce participation decreases from 80% in the very early stages to less than 10% in the very late stages**, leading to a rise in productivity losses in the late stages
- There are no information programmes on MS for employers and trade unions
- There are no awareness raising programmes on MS for the workplace
- There are no incentives to recruit people with disabilities



### What % of people with MS have access to treatment?

- **27% of people with MS receive disease-modifying drugs (DMD)**<sup>1</sup>
- **There is no limit to the number of people with MS eligible for DMD treatment**
- 75% of people with MS have access to rehabilitation centres
- **Unknown percentage of people with MS receiving symptomatic treatments**



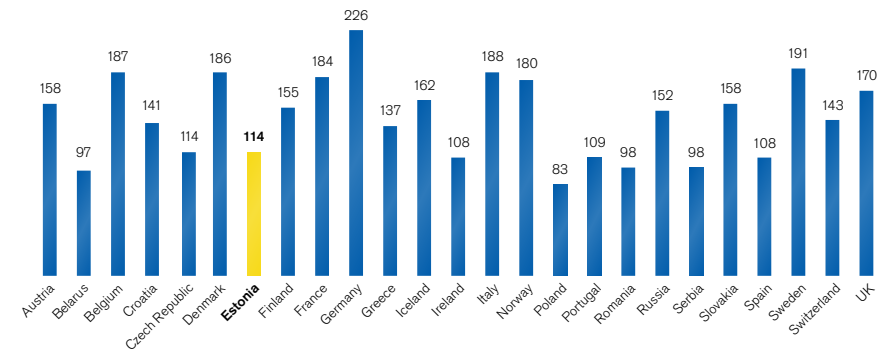
### What is the cost of MS to society?

- **Productivity losses** (short-term absence, long-term sick leave, and early retirement) **represent the single highest contributor to societal costs**; they outweigh costs associated with DMD treatment



### MS Barometer 2013 - total scores<sup>1</sup>

■ Max. score for the overall Barometer: 245 points



Data based on:

1) MS Barometer 2013

2) Atlas of MS ([www.atlasofms.org](http://www.atlasofms.org))

3) Under Pressure: Living with MS in Europe ([www.underpressureproject.eu](http://www.underpressureproject.eu))

4) Kobelt G. et al. "Cost and QoL of patients with MS in Europe"

1. Average prevalence in Europe is 108 per 100,000.

# Multiple sclerosis in Europe

## WHAT IS MULTIPLE SCLEROSIS?

Multiple sclerosis (MS) is one of the world's most common neurological conditions. In many countries, it is the leading cause of non-traumatic disability in young adults and symptoms range from fatigue and depression, to severe mobility problems and blindness in extreme cases. The average age at diagnosis is 29, and half of these people will usually be unemployed within three years.

While there is currently no cure for MS, the condition can be managed through specialised help, starting with early diagnosis. Once the patient has been diagnosed, the right medication and other support can be provided. Improved MS data capture will allow for therapy to be better tailored to individual patients.



## Netherlands

How many people in the Netherlands have MS?

- There are around **14,300 people** living with MS
- Prevalence is **88 per 100,000**<sup>1</sup>
- Average age at disease onset is 30
- The ratio of women to men is 2.5:1
- 89% of those diagnosed with MS have the relapsing-remitting form at onset



What % of people with MS are working?

- An estimated **25% of people with MS are employed full-time, another 30% work part-time**
- There is an information programme on MS for employers and trade unions run by a state authority
- There is an awareness raising programme on MS for the workplace
- There are incentives to recruit people with disabilities



What % of people with MS have access to treatment?

- **50% of people with MS receive disease-modifying drugs (DMD)**<sup>1</sup>
- There is no limit to the number of people with MS eligible for DMD treatment
- 70% of people with MS receive symptomatic treatments and 100% of people with MS have access to rehabilitation centres

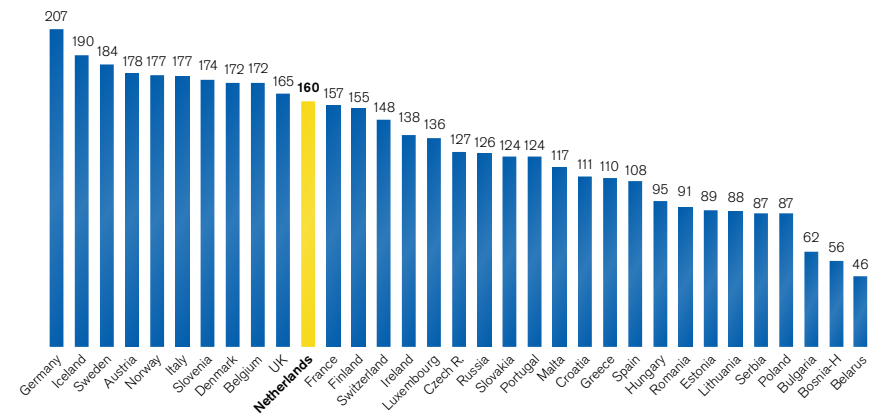


What is the cost of MS to society?

- **Productivity losses** (short-term absence, long-term sick leave, and early retirement) **represent 46% of total MS costs to the society**
- **DMD treatments represent 14% of total MS costs to the society**
- **Workforce participation decreases from 77% in the very early stages to 3% in the very late stages**, leading to a tenfold rise in productivity losses in the late stages of disease



Overall MS Barometer 2011 results<sup>1</sup>



Data based on:

1) MS Barometer 2011

2) Atlas of MS ([www.atlasofms.org](http://www.atlasofms.org))

3) Under Pressure: Living with MS in Europe ([www.underpressureproject.eu](http://www.underpressureproject.eu))

4) Kobelt G. et al. "Cost and QoL of patients with MS in Europe"

1. Average prevalence in Europe is 108 per 100,000.

# Multiple sclerosis in Europe

## WHAT IS MULTIPLE SCLEROSIS?

Multiple sclerosis (MS) is one of the world's most common neurological conditions. In many countries, it is the leading cause of non-traumatic disability in young adults and symptoms range from fatigue and depression, to severe mobility problems and blindness in extreme cases. The average age at diagnosis is 29, and half of these people will usually be unemployed within three years.

While there is currently no cure for MS, the condition can be managed through specialised help, starting with early diagnosis. Once the patient has been diagnosed, the right medication and other support can be provided. Improved MS data capture will allow for therapy to be better tailored to individual patients.



## Slovenia

How many people in Slovenia have MS?

- There are around **3,000** people living with MS
- Prevalence is **120 per 100,000**<sup>1</sup>
- Average age at disease onset is 28
- The ratio of women to men is 2:1
- **Unknown percentage of the relapsing-remitting form of MS at onset**



What % of people with MS are working?

- An estimated **30%** of people with MS are employed full-time, another **60%** work part-time
- **There is an information programme on MS for employers and trade unions run by an MS society**
- There is an awareness raising programme on MS for the workplace
- There are incentives to recruit people with disabilities



What % of people with MS have access to treatment?

- **53% of people with MS receive disease-modifying drugs (DMD)**<sup>1</sup>
- There is no limit to the number of people with MS eligible for DMD treatment
- 80% of people with MS receive symptomatic treatments and 90% of people with MS have access to rehabilitation centres

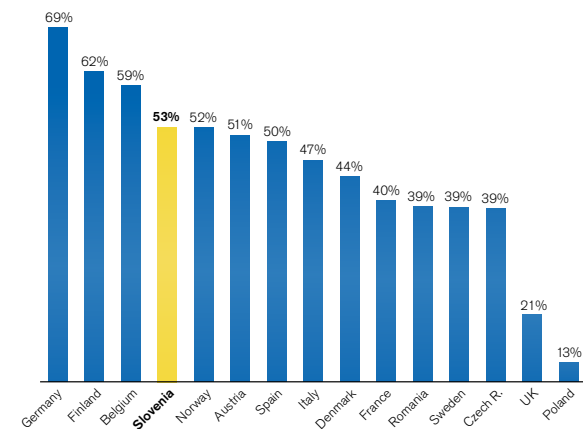


What is the cost of MS to society?

- **Productivity losses** (short-term absence, long-term sick leave, and early retirement) **represent the single highest contributor to societal costs**; they outweigh costs associated with DMD treatment
- **Workforce participation decreases from 80% in the very early stages to less than 10% in the very late stages**, leading to a rise in productivity losses in the late stages



Proportion (%) of MS total patients receiving DMDs in 2013<sup>1</sup>



Source: CRA analysis using IMS 2013, local MS societies, and MS atlas 2013

Data based on:

1) CRA analysis using IMS 2013, local MS societies, and MS atlas 2013

2) Atlas of MS ([www.atlasofms.org](http://www.atlasofms.org))

3) Under Pressure: Living with MS in Europe ([www.underpressureproject.eu](http://www.underpressureproject.eu))

4) Kobelt G. et al. "Cost and QoL of patients with MS in Europe"

1. Average prevalence in Europe is 108 per 100,000.



# Multiple sclerosis in Europe

## WHAT IS MULTIPLE SCLEROSIS?

Multiple sclerosis (MS) is one of the world's most common neurological conditions. In many countries, it is the leading cause of non-traumatic disability in young adults and symptoms range from fatigue and depression, to severe mobility problems and blindness in extreme cases. The average age at diagnosis is 29, and half of these people will usually be unemployed within three years.

While there is currently no cure for MS, the condition can be managed through specialised help, starting with early diagnosis. Once the patient has been diagnosed, the right medication and other support can be provided. Improved MS data capture will allow for therapy to be better tailored to individual patients.



### Lithuania

How many people in Lithuania have MS?

- There are around **2,600** people living with MS
- Prevalence is **78 per 100,000**<sup>1</sup>
- Average age at disease onset is 29
- The ratio of women to men is 2:1
- 77% of those diagnosed with MS have the relapsing-remitting form at onset



What % of people with MS are working?

- An estimated **10% of people with MS are employed full-time, another 40% work part-time**
- There are no information programmes on MS for employers and trade unions
- There are no awareness raising programmes on MS for the workplace
- There are no incentives to recruit people with disabilities



What % of people with MS have access to treatment?

- **70% of people with MS receive disease-modifying drugs (DMD)**<sup>1</sup>
- There is a limit to the number of people with MS eligible for DMD treatment
- 100% of people with MS receive symptomatic treatments and 50% of people with MS have access to rehabilitation centres

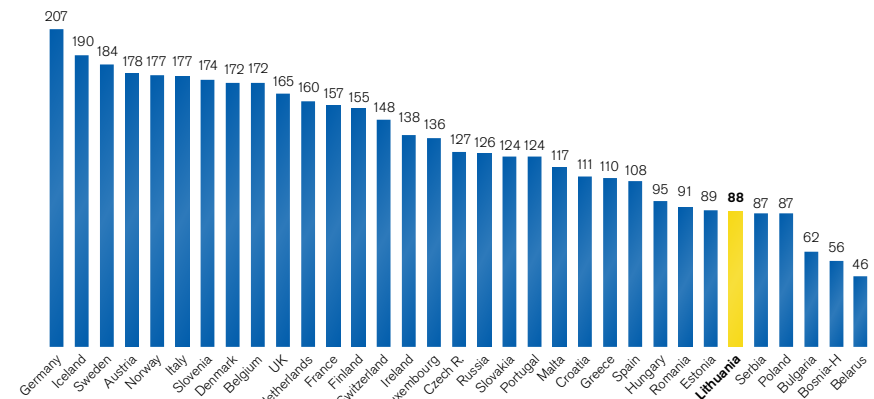


What is the cost of MS to society?

- **Productivity losses** (short-term absence, long-term sick leave, and early retirement) **represent the single highest contributor to societal costs**; they outweigh costs associated with DMD treatment
- **Workforce participation decreases from 80% in the very early stages to less than 10% in the very late stages**, leading to a rise in productivity losses in the late stages



Overall MS Barometer 2011 results<sup>1</sup>



Data based on:

1) MS Barometer 2011

2) Atlas of MS ([www.atlasofms.org](http://www.atlasofms.org))

3) Under Pressure: Living with MS in Europe ([www.underpressureproject.eu](http://www.underpressureproject.eu))

4) Kobelt G. et al. "Cost and QoL of patients with MS in Europe"

1. Average prevalence in Europe is 108 per 100,000.

# Multiple sclerosis in Europe

## WHAT IS MULTIPLE SCLEROSIS?

Multiple sclerosis (MS) is one of the world's most common neurological conditions. In many countries, it is the leading cause of non-traumatic disability in young adults and symptoms range from fatigue and depression, to severe mobility problems and blindness in extreme cases. The average age at diagnosis is 29, and half of these people will usually be unemployed within three years.

While there is currently no cure for MS, the condition can be managed through specialised help, starting with early diagnosis. Once the patient has been diagnosed, the right medication and other support can be provided. Improved MS data capture will allow for therapy to be better tailored to individual patients.



## Cyprus

### How many people in Cyprus have MS?

- There are around **1,600** people living with MS
- Prevalence is **175 per 100,000**<sup>1</sup>
- Average age at disease onset is 30
- The ratio of women to men is 1.2:1
- Unknown percentage of the relapsing-remitting form of MS at onset



### What % of people with MS have access to treatment?

- **No specific data on the percentage of people with MS receiving disease-modifying drugs (DMD) or symptomatic treatments**
- No specific data on the percentage of people with MS having access to rehabilitation centres



### What % of people with MS are working?

- **Workforce participation decreases from 80% in the very early stages to less than 10% in the very late stages**, leading to a rise in productivity losses in the late stages of the disease



### What is the cost of MS to society?

- **Productivity losses** (short-term absence, long-term sick leave, and early retirement) **represent the single highest contributor to societal costs**; they outweigh costs associated with DMD treatment



Data based on:

1) Atlas of MS ([www.atlasofms.org](http://www.atlasofms.org))

1) Kobelt G. et al. "Cost and QoL of patients with MS in Europe"


1. Average prevalence in Europe is 108 per 100,000.

# Multiple sclerosis in Europe

## WHAT IS MULTIPLE SCLEROSIS?

Multiple sclerosis (MS) is one of the world's most common neurological conditions. In many countries, it is the leading cause of non-traumatic disability in young adults and symptoms range from fatigue and depression, to severe mobility problems and blindness in extreme cases. The average age at diagnosis is 29, and half of these people will usually be unemployed within three years.

While there is currently no cure for MS, the condition can be managed through specialised help, starting with early diagnosis. Once the patient has been diagnosed, the right medication and other support can be provided. Improved MS data capture will allow for therapy to be better tailored to individual patients.



## Bulgaria

How many people in Bulgaria have MS?

- There are **4,250** people living with MS
- Prevalence is **39 per 100,000**<sup>1</sup>
- Unknown average age at disease onset
- Unknown women to men ratio
- 70% of those diagnosed with MS have the relapsing-remitting form at onset



What % of people with MS are working?

- **30% of people with MS are employed full-time, another 1% work part-time**
- **There are no information programmes on MS for employers and trade unions**
- **There are no awareness raising programmes on MS for the workplace**
- There are no incentives to recruit people with disabilities



What % of people with MS have access to treatment?

- **12% of people with MS receive disease-modifying drugs (DMD)**<sup>1</sup>
- There is a limit to the number of people with MS eligible for DMD treatment
- 35% of people with MS receive symptomatic treatments

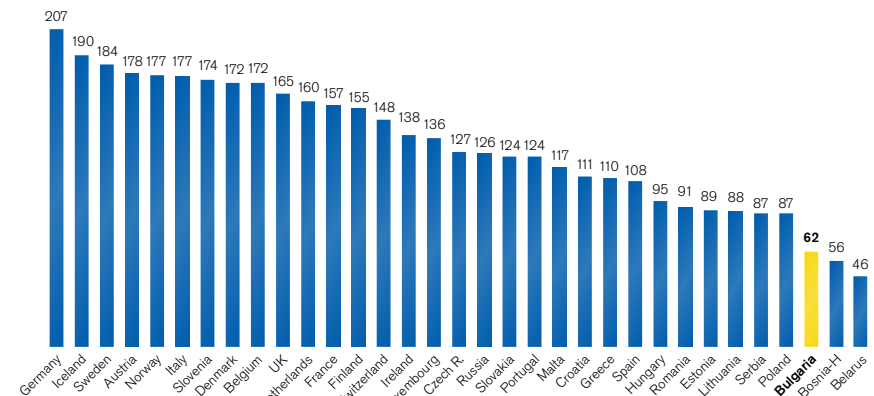


What is the cost of MS to society?

- **Productivity losses** (short-term absence, long-term sick leave, and early retirement) **represent the single highest contributor to societal costs**; they outweigh costs associated with DMD treatment
- **Workforce participation decreases from 80% in the very early stages to less than 10% in the very late stages**, leading to a rise in productivity losses in the late stages



Overall MS Barometer 2011 results<sup>1</sup>



Data based on:

1) MS Barometer 2011

2) Atlas of MS ([www.atlasofms.org](http://www.atlasofms.org))

3) Under Pressure: Living with MS in Europe ([www.underpressureproject.eu](http://www.underpressureproject.eu))

4) Kobelt G. et al. "Cost and QoL of patients with MS in Europe"

1. Average prevalence in Europe is 108 per 100,000.

# Multiple sclerosis in Europe

## WHAT IS MULTIPLE SCLEROSIS?

Multiple sclerosis (MS) is one of the world's most common neurological conditions. In many countries, it is the leading cause of non-traumatic disability in young adults and symptoms range from fatigue and depression, to severe mobility problems and blindness in extreme cases. The average age at diagnosis is 29, and half of these people will usually be unemployed within three years.

While there is currently no cure for MS, the condition can be managed through specialised help, starting with early diagnosis. Once the patient has been diagnosed, the right medication and other support can be provided. Improved MS data capture will allow for therapy to be better tailored to individual patients.



## Croatia

### How many people in Croatia have MS?

- There are around **4,000 people living with MS**
- Prevalence is **59 per 100,000**<sup>1</sup>
- Average age at disease onset is 32
- The ratio of women to men is 2.7:1
- Unknown percentage of the relapsing-remitting form of MS at onset



### What % of people with MS are working?

- **21% of people with MS work full-time and 1% work part-time**
- **There are no information programmes on MS for employers and trade unions**
- There is an awareness raising programme on MS for the workplace
- There are incentives to recruit people with disabilities



### What % of people with MS have access to treatment?

- **20% of people with MS receive disease-modifying drugs (DMD)**<sup>1</sup>
- There is a limit to the number of people with MS eligible for DMD treatment
- 60% of people with MS receive symptomatic treatments and 100% have access to rehabilitation centres



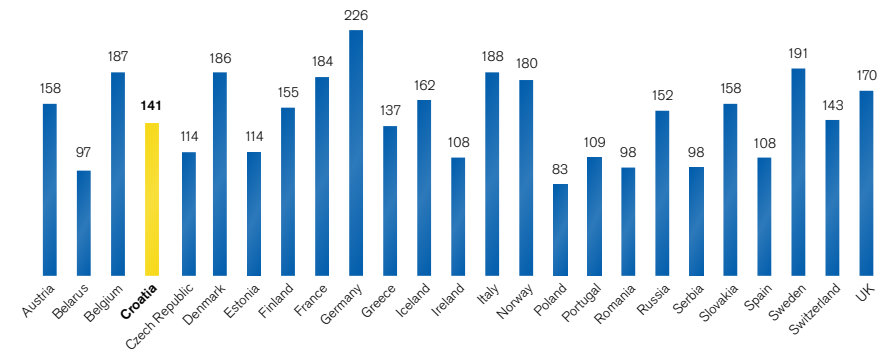
### What is the cost of MS to society?

- **Productivity losses** (short-term absence, long-term sick leave, and early retirement) **represent the single highest contributor to societal costs**; they outweigh costs associated with DMD treatment
- **Workforce participation decreases from 80% in the very early stages to less than 10% in the very late stages**, leading to a rise in productivity losses in the late stages



### MS Barometer 2013 - total scores<sup>1</sup>

■ Max. score for the overall Barometer: 245 points



Data based on:

1) MS Barometer 2013

2) Atlas of MS ([www.atlasofms.org](http://www.atlasofms.org))

3) Under Pressure: Living with MS in Europe ([www.underpressureproject.eu](http://www.underpressureproject.eu))

4) Kobelt G. et al. "Cost and QoL of patients with MS in Europe"

1. Average prevalence in Europe is 108 per 100,000.

# Multiple sclerosis in Europe

## WHAT IS MULTIPLE SCLEROSIS?

Multiple sclerosis (MS) is one of the world's most common neurological conditions. In many countries, it is the leading cause of non-traumatic disability in young adults and symptoms range from fatigue and depression, to severe mobility problems and blindness in extreme cases. The average age at diagnosis is 29, and half of these people will usually be unemployed within three years.

While there is currently no cure for MS, the condition can be managed through specialised help, starting with early diagnosis. Once the patient has been diagnosed, the right medication and other support can be provided. Improved MS data capture will allow for therapy to be better tailored to individual patients.



## Austria

### How many people in Austria have MS?

- There are around **11,400 people** living with MS
- Prevalence is **140 per 100,000**<sup>1</sup>
- Average age at disease onset is 27
- The ratio of women to men is 2.3:1
- 85% of those diagnosed with MS have the relapsing-remitting form at onset



### What % of people with MS are working?

- **35% of people with MS work full-time and 15% work part-time**
- There is an information programme on MS for employers and trade unions run by an MS society
- There is an awareness raising programme on MS for the workplace
- There are incentives to recruit people with disabilities



### What % of people with MS have access to treatment?

- **51% of people with MS receive disease-modifying drugs (DMD)**<sup>1</sup>
- There is a no limit to the number of people with MS eligible for DMD treatment
- 85% of people with MS receive symptomatic treatments and 75% have access to rehabilitation centres

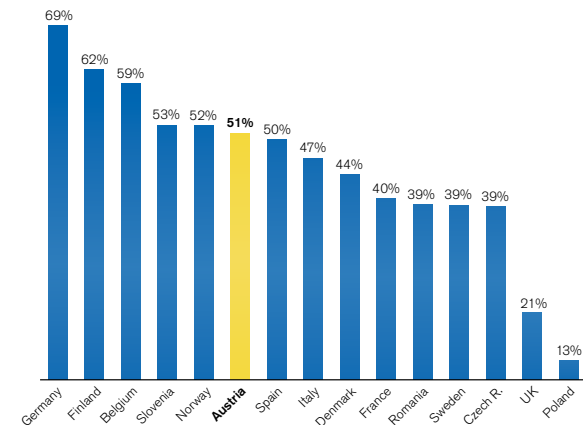


### What is the cost of MS to society?

- **Productivity losses** (short-term absence, long-term sick leave, and early retirement) **represent 36% of the total MS cost to society**
- **DMD treatment represents 12% of the total MS cost to society**
- Workforce participation decreases from 75% in the very early stages to 1% in the very late stages, leading to a rise in productivity losses in the late stages of disease.



Proportion (%) of MS total patients receiving DMDs in 2013<sup>1</sup>



Source: CRA analysis using IMS 2013, local MS societies, and MS atlas 2013

Data based on:

1) CRA analysis using IMS 2013, local MS societies, and MS atlas 2013

2) Atlas of MS ([www.atlasofms.org](http://www.atlasofms.org))

3) Under Pressure: Living with MS in Europe ([www.underpressureproject.eu](http://www.underpressureproject.eu))

4) Kobelt G. et al. "Cost and QoL of patients with MS in Europe"

1. Average prevalence in Europe is 108 per 100,000.

# Multiple sclerosis in Europe

## WHAT IS MULTIPLE SCLEROSIS?

Multiple sclerosis (MS) is one of the world's most common neurological conditions. In many countries, it is the leading cause of non-traumatic disability in young adults and symptoms range from fatigue and depression, to severe mobility problems and blindness in extreme cases. The average age at diagnosis is 29, and half of these people will usually be unemployed within three years.

While there is currently no cure for MS, the condition can be managed through specialised help, starting with early diagnosis. Once the patient has been diagnosed, the right medication and other support can be provided. Improved MS data capture will allow for therapy to be better tailored to individual patients.



## Belgium

How many people in Belgium have MS?

- There are around **12,000 people** living with MS
- Prevalence is **100 per 100,000**<sup>1</sup>
- Average age at disease onset is 30
- The ratio of women to men is 2:1
- 80% of those diagnosed with MS have the relapsing-remitting form at onset



What % of people with MS are working?

- **50% of people with MS work full-time and 50% work part-time**
- There are multiple information programmes on MS for employers and trade unions
- There is an awareness raising programme on MS for the workplace
- There are incentives to recruit people with disabilities



What % of people with MS have access to treatment?

- **59% of people with MS receive disease-modifying drugs (DMD)**<sup>1</sup>
- There is a no limit to the number of people with MS eligible for DMD treatment
- 70% of people with MS receive symptomatic treatments and 100% have access to rehabilitation centres

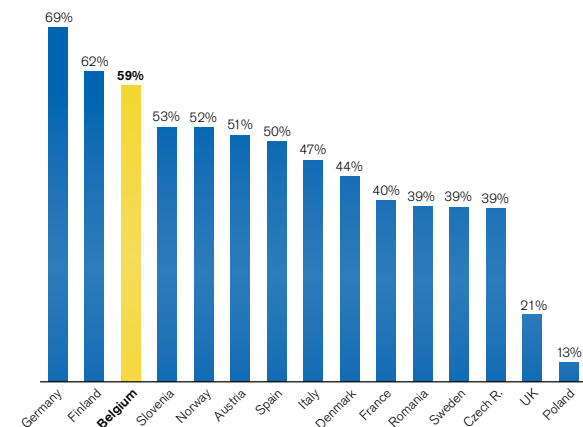


What is the cost of MS to society?

- **Productivity losses** (short-term absence, long-term sick leave, and early retirement) **represent 36% of the total MS cost to society**
- **DMD treatment represents 18% of the total MS cost to society**
- Workforce participation decreases from 76% in the very early stages to 4% in the very late stages, leading to a rise in productivity losses in the late stages of disease.



Proportion (%) of MS total patients receiving DMDs in 2013<sup>1</sup>



Source: CRA analysis using IMS 2013, local MS societies, and MS atlas 2013

Data based on:

1) CRA analysis using IMS 2013, local MS societies, and MS atlas 2013

2) Atlas of MS ([www.atlasofms.org](http://www.atlasofms.org))

3) Under Pressure: Living with MS in Europe ([www.underpressureproject.eu](http://www.underpressureproject.eu))

4) Kobelt G. et al. "Cost and QoL of patients with MS in Europe"

1. Average prevalence in Europe is 108 per 100,000.



# Multiple sclerosis in Europe

## WHAT IS MULTIPLE SCLEROSIS?

Multiple sclerosis (MS) is one of the world's most common neurological conditions. In many countries, it is the leading cause of non-traumatic disability in young adults and symptoms range from fatigue and depression, to severe mobility problems and blindness in extreme cases. The average age at diagnosis is 29, and half of these people will usually be unemployed within three years.

While there is currently no cure for MS, the condition can be managed through specialised help, starting with early diagnosis. Once the patient has been diagnosed, the right medication and other support can be provided. Improved MS data capture will allow for therapy to be better tailored to individual patients.



## Czech Republic

How many people in Czech Republic have MS?

- There are around **16,000 people** living with MS
- Prevalence is **160 per 100,000**<sup>1</sup>
- Average age at disease onset is 32
- The ratio of women to men is 2.5:1
- Unknown percentage of the relapsing-remitting form of MS at onset



What % of people with MS are working?

- An estimated **10% of people with MS** are employed full-time, another **20% work part-time**
- There are no information programmes on MS for employers and trade unions
- **There are no awareness raising programmes on MS for the workplace**
- There are incentives to recruit people with disabilities



What % of people with MS have access to treatment?

- **39% of people with MS receive disease-modifying drugs (DMD)**<sup>1</sup>
- There is a limit to the number of people with MS eligible for DMD treatment
- 100% of people with MS receive symptomatic treatments and have access to rehabilitation centres

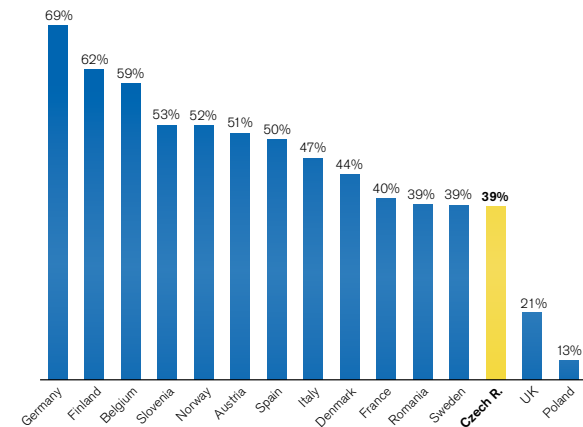


What is the cost of MS to society?

- **Productivity losses** (short-term absence, long-term sick leave, and early retirement) **represent the single highest contributor to societal costs**; they outweigh costs associated with DMD treatment
- **Workforce participation decreases from 80% in the very early stages to less than 10% in the very late stages**, leading to a rise in productivity losses in the late stages



Proportion (%) of MS total patients receiving DMDs in 2013<sup>1</sup>



Source: CRA analysis using IMS 2013, local MS societies, and MS atlas 2013

Data based on:

1) CRA analysis using IMS 2013, local MS societies, and MS atlas 2013

2) Atlas of MS ([www.atlasofms.org](http://www.atlasofms.org))

3) Under Pressure: Living with MS in Europe ([www.underpressureproject.eu](http://www.underpressureproject.eu))

4) Kobelt G. et al. "Cost and QoL of patients with MS in Europe"

1. Average prevalence in Europe is 108 per 100,000.

# Multiple sclerosis in Europe

## WHAT IS MULTIPLE SCLEROSIS?

Multiple sclerosis (MS) is one of the world's most common neurological conditions. In many countries, it is the leading cause of non-traumatic disability in young adults and symptoms range from fatigue and depression, to severe mobility problems and blindness in extreme cases. The average age at diagnosis is 29, and half of these people will usually be unemployed within three years.

While there is currently no cure for MS, the condition can be managed through specialised help, starting with early diagnosis. Once the patient has been diagnosed, the right medication and other support can be provided. Improved MS data capture will allow for therapy to be better tailored to individual patients.



## Denmark

How many people in Denmark have MS?

- There are around **12,800 people** living with MS
- Prevalence is **227 per 100,000**<sup>1</sup>
- Average age at disease onset is 34
- The ratio of women to men is 2.2:1
- 80% of those diagnosed with MS have the relapsing-remitting form at onset



What % of people with MS are working?

- An estimated **8% of people with MS are employed full-time, another 25% work part-time**
- There is an information programme on MS for employers and trade unions run by an MS Society
- There is an awareness raising programme on MS for the workplace
- There are incentives to recruit people with disabilities



What % of people with MS have access to treatment?

- **44% of people with MS receive disease-modifying drugs (DMD)**<sup>1</sup>
- There is no limit to the number of people with MS eligible for DMD treatment
- 80% of people with MS receive symptomatic treatments and 100% have access to rehabilitation centres

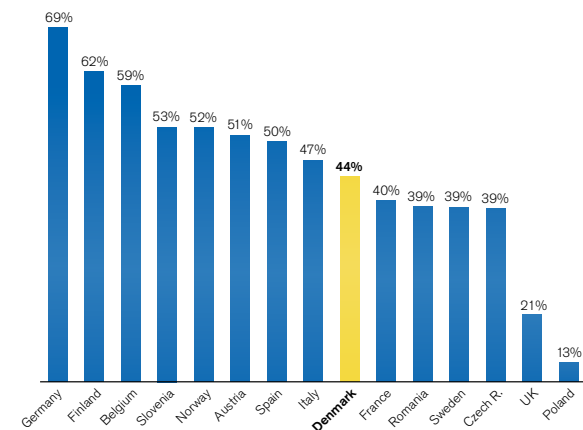


What is the cost of MS to society?

- **Productivity losses** (short-term absence, long-term sick leave, and early retirement) **represent the single highest contributor to societal costs**; they outweigh costs associated with DMD treatment
- **Workforce participation decreases from 80% in the very early stages to less than 10% in the very late stages**, leading to a rise in productivity losses in the late stages



Proportion (%) of MS total patients receiving DMDs in 2013<sup>1</sup>



Source: CRA analysis using IMS 2013, local MS societies, and MS atlas 2013

Data based on:

1) CRA analysis using IMS 2013, local MS societies, and MS atlas 2013

2) Atlas of MS ([www.atlasofms.org](http://www.atlasofms.org))

3) Under Pressure: Living with MS in Europe ([www.underpressureproject.eu](http://www.underpressureproject.eu))

4) Kobelt G. et al. "Cost and QoL of patients with MS in Europe"

1. Average prevalence in Europe is 108 per 100,000.

# Multiple sclerosis in Europe

## WHAT IS MULTIPLE SCLEROSIS?

Multiple sclerosis (MS) is one of the world's most common neurological conditions. In many countries, it is the leading cause of non-traumatic disability in young adults and symptoms range from fatigue and depression, to severe mobility problems and blindness in extreme cases. The average age at diagnosis is 29, and half of these people will usually be unemployed within three years.

While there is currently no cure for MS, the condition can be managed through specialised help, starting with early diagnosis. Once the patient has been diagnosed, the right medication and other support can be provided. Improved MS data capture will allow for therapy to be better tailored to individual patients.



## Romania

How many people in Romania have MS?

- There are 6,000 people living with MS
- Prevalence is 30 per 100,000<sup>1</sup>
- Average age of onset is 22
- The ratio of women to men is 2:1
- 90% of those diagnosed with MS have the relapsing-remitting form at onset



What % of people with MS are working?

- Workforce participation decreases from 80% in the very early stages to less than 10% in the very late stages, leading to a rise in productivity losses in the late stages
- There is an information programme on MS for employers and trade unions run by an MS society and an employer body
- There is an awareness raising programme on MS for the workplace



What % of people with MS have access to treatment?

- 39% of people with MS receive disease-modifying drugs (DMD)
- There is a limit to the number of people with MS eligible for DMD treatment and there are long waiting lists
- 60% of people with MS receive symptomatic treatments but only 10% have access to rehabilitation centres

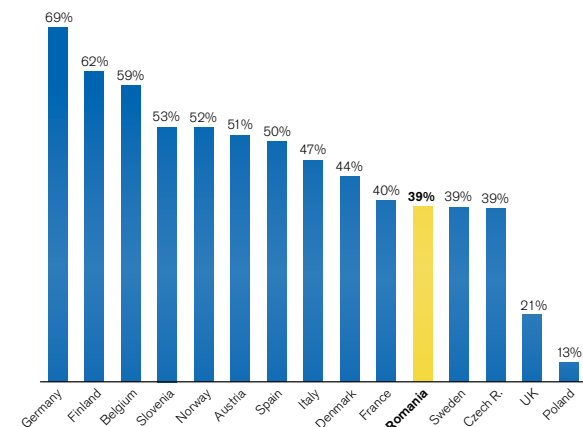


What is the cost of MS to society?

- Productivity losses (short-term absence, long-term sick leave, and early retirement) represent the single highest contributor to societal costs; they outweigh costs associated with DMD treatment.



Proportion (%) of MS total patients receiving DMDs in 2013<sup>1</sup>



Source: CRA analysis using IMS 2013, local MS societies, and MS atlas 2013

Data based on:

1) CRA analysis using IMS 2013, local MS societies, and MS atlas 2013

2) Atlas of MS ([www.atlasofms.org](http://www.atlasofms.org))

3) Under Pressure: Living with MS in Europe ([www.underpressureproject.eu](http://www.underpressureproject.eu))

4) Kobelt G. et al. "Cost and QoL of patients with MS in Europe"

1. Average prevalence in Europe is 108 per 100,000.

# Multiple sclerosis in Europe

## WHAT IS MULTIPLE SCLEROSIS?

Multiple sclerosis (MS) is one of the world's most common neurological conditions. In many countries, it is the leading cause of non-traumatic disability in young adults and symptoms range from fatigue and depression, to severe mobility problems and blindness in extreme cases. The average age at diagnosis is 29, and half of these people will usually be unemployed within three years.

While there is currently no cure for MS, the condition can be managed through specialised help, starting with early diagnosis. Once the patient has been diagnosed, the right medication and other support can be provided. Improved MS data capture will allow for therapy to be better tailored to individual patients.



## Sweden

### How many people in Sweden have MS?

- There are around **17,500 people** living with MS
- Prevalence is **189 per 100,000**<sup>1</sup>
- Average age of onset is 33
- The ratio of women to men is 2.4:1
- 90% of those diagnosed with MS have the relapsing-remitting form at onset



### What % of people with MS are working?

- **Workforce participation decreases from 80% in the very early stages to less than 10% in the very late stages**, leading to a rise in productivity losses in the late stages
- There is an information programme on MS for employers and trade unions run by a state authority
- There are no awareness raising programmes on MS for the workplace
- There are incentives to recruit people with disabilities



### What % of people with MS have access to treatment?

- **39% of people with MS receive disease-modifying drugs (DMD)**<sup>1</sup>
- There is no limit to the number of people with MS eligible for DMD treatment
- 60% of people with MS have access to rehabilitation centres
- Unknown percentage of people with MS receiving symptomatic treatments

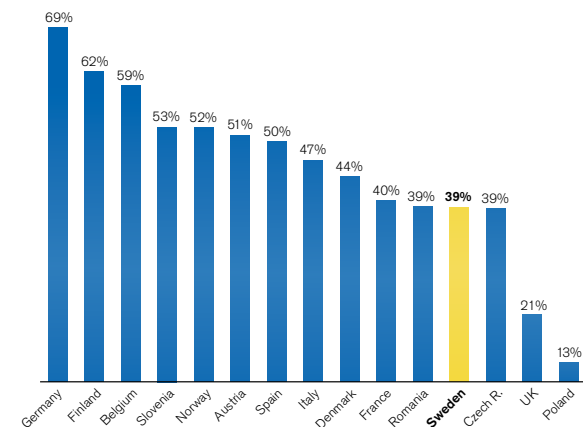


### What is the cost of MS to society?

- **Productivity losses** (short-term absence, long-term sick leave, and early retirement) **represent 32% of total MS costs to the society**
- **DMD treatments represent 10% of total MS costs to the society**
- Workforce participation decreases from 77% in the very early stages to 9% in the very late stages, leading to a tenfold rise in productivity losses in the late stages of disease



Proportion (%) of MS total patients receiving DMDs in 2013<sup>1</sup>



Source: CRA analysis using IMS 2013, local MS societies, and MS atlas 2013

Data based on:

1) CRA analysis using IMS 2013, local MS societies, and MS atlas 2013

2) Atlas of MS ([www.atlasofms.org](http://www.atlasofms.org))

3) Under Pressure: Living with MS in Europe ([www.underpressureproject.eu](http://www.underpressureproject.eu))

4) Kobelt G. et al. "Cost and QoL of patients with MS in Europe"

1. Average prevalence in Europe is 108 per 100,000.

# Multiple sclerosis in Europe

## WHAT IS MULTIPLE SCLEROSIS?

Multiple sclerosis (MS) is one of the world's most common neurological conditions. In many countries, it is the leading cause of non-traumatic disability in young adults and symptoms range from fatigue and depression, to severe mobility problems and blindness in extreme cases. The average age at diagnosis is 29, and half of these people will usually be unemployed within three years.

While there is currently no cure for MS, the condition can be managed through specialised help, starting with early diagnosis. Once the patient has been diagnosed, the right medication and other support can be provided. Improved MS data capture will allow for therapy to be better tailored to individual patients.



## Spain

### How many people in Spain have MS?

- There are around **42,900 people with MS** living in Spain
- Prevalence is **102 per 100,000**<sup>1</sup>
- Average age of onset is 34.9
- The ratio of women to men is 1.5:1
- 85% of those diagnosed with MS have the relapsing-remitting form at onset



### What % of people with MS are working?

- Workforce participation **decreases from 68% in the very early stages to 1% in the very late stages**, leading to a rise in productivity losses in the late stages of disease
- There is an information programme on MS for employers and trade unions run by the MS society and incentives to recruit people with disabilities
- There are no awareness raising programmes on MS for the workplace



### What % of people with MS have access to treatment?

- **50% of people with MS receive disease-modifying drugs (DMD)**<sup>1</sup>
- There are no limits to the number of eligible people or duration of DMD treatment
- 75% of people with MS receive symptomatic treatment and 15% have access to rehabilitation centres

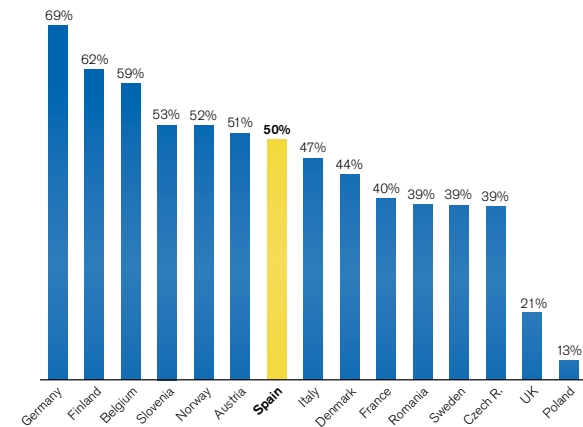


### What is the cost of MS to society?

- **Productivity losses** (short-term absence, long-term sick leave, and early retirement) **represent 26% of total MS costs to the society**
- **DMD treatments represent 19% of total MS costs to the society**
- Spain is characterized by very high costs of informal care (30% of total costs and additional productivity loss)



Proportion (%) of MS total patients receiving DMDs in 2013<sup>1</sup>



Source: CRA analysis using IMS 2013, local MS societies, and MS atlas 2013

Data based on:

1) CRA analysis using IMS 2013, local MS societies, and MS atlas 2013

2) Atlas of MS ([www.atlasofms.org](http://www.atlasofms.org))

3) Under Pressure: Living with MS in Europe ([www.underpressureproject.eu](http://www.underpressureproject.eu))

4) Kobelt G. et al. "Cost and QoL of patients with MS in Europe"

1. Average prevalence in Europe is 108 per 100,000.

# Multiple sclerosis in Europe

## WHAT IS MULTIPLE SCLEROSIS?

Multiple sclerosis (MS) is one of the world's most common neurological conditions. In many countries, it is the leading cause of non-traumatic disability in young adults and symptoms range from fatigue and depression, to severe mobility problems and blindness in extreme cases. The average age at diagnosis is 29, and half of these people will usually be unemployed within three years.

While there is currently no cure for MS, the condition can be managed through specialised help, starting with early diagnosis. Once the patient has been diagnosed, the right medication and other support can be provided. Improved MS data capture will allow for therapy to be better tailored to individual patients.



## Poland

### How many people in Poland have MS?

- There are around **45,000 people** living with MS
- Prevalence is **120 per 100,000**<sup>1</sup>
- No specific data on average age at disease onset, women to men ratio or incidence of relapsing-remitting MS at onset



### What % of people with MS are working?

- **Workforce participation decreases from 80% in the very early stages to less than 10% in the very late stages**, leading to a rise in productivity losses in the late stages
- **There are no information programmes on MS for employers and trade unions**
- There are however incentives to recruit people with disabilities



### What % of people with MS have access to treatment?

- **13% of people with MS receive disease-modifying drugs (DMD)**<sup>1</sup>
- There is a 5 year limit to the national DMD treatment programme
- 90% of people with MS receive symptomatic treatments but only a small percentage have access to rehabilitation centres

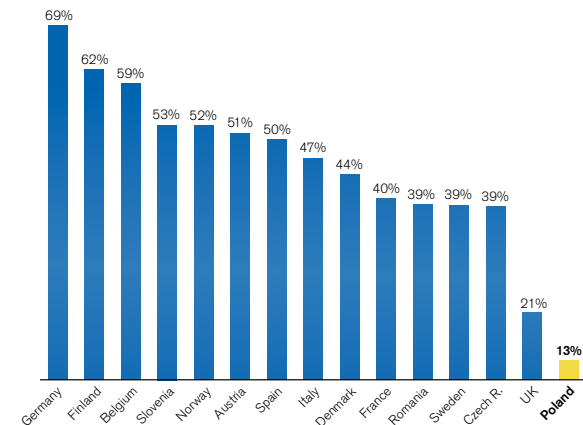


### What is the cost of MS to society?

- **Productivity losses** (short-term absence, long-term sick leave, and early retirement) **represent the single highest contributor to societal costs**; they outweigh costs associated with DMD treatment



Proportion (%) of MS total patients receiving DMDs in 2013<sup>1</sup>



Source: CRA analysis using IMS 2013, local MS societies, and MS atlas 2013

Data based on:

1) CRA analysis using IMS 2013, local MS societies, and MS atlas 2013

2) Atlas of MS ([www.atlasofms.org](http://www.atlasofms.org))

3) Under Pressure: Living with MS in Europe ([www.underpressureproject.eu](http://www.underpressureproject.eu))

4) Kobelt G. et al. "Cost and QoL of patients with MS in Europe"

1. Average prevalence in Europe is 108 per 100,000.



# Multiple sclerosis in Europe

## WHAT IS MULTIPLE SCLEROSIS?

Multiple sclerosis (MS) is one of the world's most common neurological conditions. In many countries, it is the leading cause of non-traumatic disability in young adults and symptoms range from fatigue and depression, to severe mobility problems and blindness in extreme cases. The average age at diagnosis is 29, and half of these people will usually be unemployed within three years.

While there is currently no cure for MS, the condition can be managed through specialised help, starting with early diagnosis. Once the patient has been diagnosed, the right medication and other support can be provided. Improved MS data capture will allow for therapy to be better tailored to individual patients.



## Latvia

### How many people in Latvia have MS?

- There are **1,800 people** living with MS
- Prevalence is **90 per 100,000**<sup>1</sup>
- Average age at disease onset is 28
- The ratio of women to men is 2.3:1
- Unknown percentage of the relapsing-remitting form of MS at onset



### What % of people with MS are working?

- **Workforce participation decreases from 80% in the very early stages to less than 10% in the very late stages**, leading to a rise in productivity losses in the late stages



### What % of people with MS have access to treatment?

- **No specific data on the percentage of people with MS receiving disease-modifying drugs (DMD) or symptomatic treatments**
- No specific data on the percentage of people with MS having access to rehabilitation centres



### What is the cost of MS to society?

- **Productivity losses** (short-term absence, long-term sick leave, and early retirement) **represent the single highest contributor to societal costs**; they outweigh costs associated with DMD treatment



Data based on:

1) Atlas of MS ([www.atlasofms.org](http://www.atlasofms.org))

1) Kobelt G. et al. "Cost and QoL of patients with MS in Europe"

1. Average prevalence in Europe is 108 per 100,000.

# Multiple sclerosis in Europe

## WHAT IS MULTIPLE SCLEROSIS?

Multiple sclerosis (MS) is one of the world's most common neurological conditions. In many countries, it is the leading cause of non-traumatic disability in young adults and symptoms range from fatigue and depression, to severe mobility problems and blindness in extreme cases. The average age at diagnosis is 29, and half of these people will usually be unemployed within three years.

While there is currently no cure for MS, the condition can be managed through specialised help, starting with early diagnosis. Once the patient has been diagnosed, the right medication and other support can be provided. Improved MS data capture will allow for therapy to be better tailored to individual patients.



## France

### How many people in France have MS?

- There are **60,000 people with MS** living in France
- Prevalence is **95 per 100,000**<sup>1</sup>
- Average age of onset is 29.4
- The ratio of women to men is 2:1
- 85% of those diagnosed with MS have the relapsing-remitting form at onset



### What % of people with MS are working?

- An estimated **25% of people with MS are employed full-time, another 35% work part-time**
- There is an information programme on MS for employers and trade unions run by the MS Society
- There are no awareness raising programmes on MS for the workplace
- There are incentives to recruit people with disabilities



### What % of people with MS have access to treatment?

- **40% of people with MS receive disease-modifying (DMD) treatments**<sup>1</sup>
- There are no limits to the number of eligible people or the duration of the DMD treatment
- 80% of people with MS receive symptomatic treatments and 45% have access to rehabilitation centres

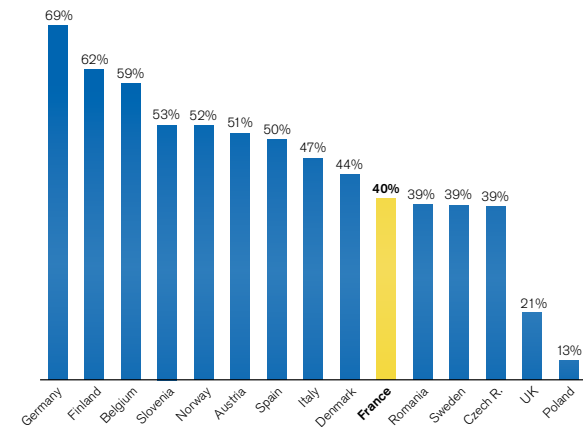


### What is the cost of MS to society?

- **Productivity losses** (short-term absence, long-term sick leave, and early retirement) **represent 47% of total MS costs to the society**
- **DMD treatments represent 11.5% of total MS costs to the society**
- Workforce participation decreases from 82% in the very early stages to 7% in the very late stages, leading to a rise in productivity losses in the late stages of disease



Proportion (%) of MS total patients receiving DMDs in 2013<sup>1</sup>



Source: CRA analysis using IMS 2013, local MS societies, and MS atlas 2013

Data based on:

1) CRA analysis using IMS 2013, local MS societies, and MS atlas 2013

2) Atlas of MS ([www.atlasofms.org](http://www.atlasofms.org))

3) Under Pressure: Living with MS in Europe ([www.underpressureproject.eu](http://www.underpressureproject.eu))

4) Kobelt G. et al. "Cost and QoL of patients with MS in Europe"

1. Average prevalence in Europe is 108 per 100,000.

# Multiple sclerosis in Europe

## WHAT IS MULTIPLE SCLEROSIS?

Multiple sclerosis (MS) is one of the world's most common neurological conditions. In many countries, it is the leading cause of non-traumatic disability in young adults and symptoms range from fatigue and depression, to severe mobility problems and blindness in extreme cases. The average age at diagnosis is 29, and half of these people will usually be unemployed within three years.

While there is currently no cure for MS, the condition can be managed through specialised help, starting with early diagnosis. Once the patient has been diagnosed, the right medication and other support can be provided. Improved MS data capture will allow for therapy to be better tailored to individual patients.



## Germany

How many people in Germany have MS?

- There are **130,000** people with MS living in Germany
- Prevalence is **149 per 100,000**<sup>1</sup>
- Average age at disease onset is 31.4
- The ratio of women to men is 2:1
- 87% of those diagnosed with MS have the relapsing-remitting form at onset



What % of people with MS are working?

- An estimated **33%** of people with MS are employed full-time, another **13%** work part-time
- There are information programmes on MS for employers and trade unions
- There are awareness raising programmes on MS for the workplace
- There are governmental incentives to recruit people with MS but employers remain reticent



What % of people with MS have access to treatment?

- **69%** of people with MS receive disease-modifying drugs (DMD)<sup>1</sup>
- There are no limits to the number of eligible people or the duration of the DMD treatment
- 80% of people with MS receive symptomatic treatments and 100% have access to rehabilitation centres

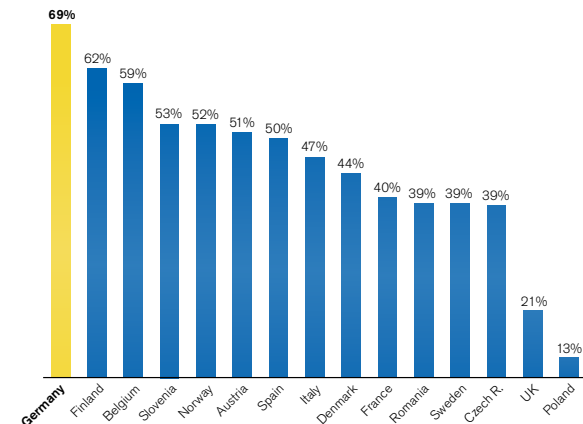


What is the cost of MS to society?

- **Productivity losses** (short-term absence, long-term sick leave, and early retirement) **represent 42% of total MS costs to society**
- **DMD treatments represent 23% of total MS costs to society**
- Workforce participation decreases from 73% in the very early stages to less than 10% in the very late stages, leading to a tenfold rise in productivity losses in the late stages of disease



Proportion (%) of MS total patients receiving DMDs in 2013<sup>1</sup>



Source: CRA analysis using IMS 2013, local MS societies, and MS atlas 2013

Data based on:

1) CRA analysis using IMS 2013, local MS societies, and MS atlas 2013

2) Atlas of MS ([www.atlasofms.org](http://www.atlasofms.org))

3) Under Pressure: Living with MS in Europe ([www.underpressureproject.eu](http://www.underpressureproject.eu))

4) Kobelt G. et al. "Cost and QoL of patients with MS in Europe"

1. Average prevalence in Europe is 108 per 100,000.

# Multiple sclerosis in Europe

## WHAT IS MULTIPLE SCLEROSIS?

Multiple sclerosis (MS) is one of the world's most common neurological conditions. In many countries, it is the leading cause of non-traumatic disability in young adults and symptoms range from fatigue and depression, to severe mobility problems and blindness in extreme cases. The average age at diagnosis is 29, and half of these people will usually be unemployed within three years.

While there is currently no cure for MS, the condition can be managed through specialised help, starting with early diagnosis. Once the patient has been diagnosed, the right medication and other support can be provided. Improved MS data capture will allow for therapy to be better tailored to individual patients.



## Slovakia

How many people with in Slovakia have MS?

- There are **8,500** people living with MS
- Unknown prevalence
- Unknown average age at disease onset
- Unknown women to men ratio
- Unknown percentage of the relapsing-remitting form of MS at onset



What % of people with MS are working?

- **Workforce participation decreases from 80% in the very early stages to less than 10% in the very late stages**, leading to a rise in productivity losses in the late stages
- There is no limit to the number of people with MS eligible for DMD treatment
- There are no awareness raising programmes on MS for the workplace
- There are incentives to recruit people with disabilities



What % of people with MS have access to treatment?

- **Unknown percentage of people with MS receive disease-modifying drugs (DMD)**<sup>1</sup>
- There is no limit to the number of people with MS eligible for DMD treatment
- 100% of people with MS have access to rehabilitation centres
- Unknown percentage of people with MS receiving symptomatic treatments



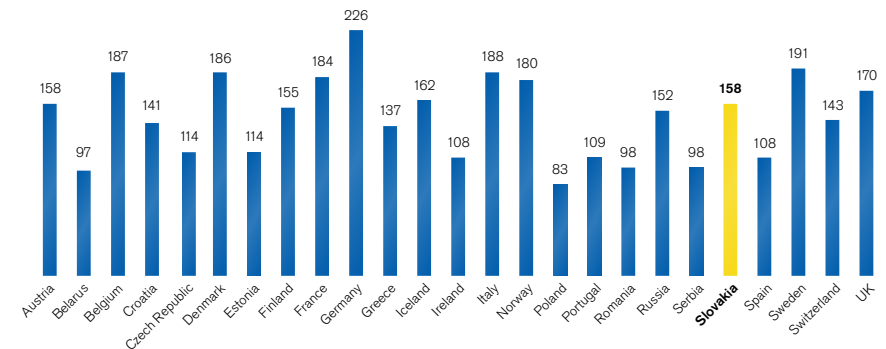
What is the cost of MS to society?

- **Productivity losses** (short-term absence, long-term sick leave, and early retirement) **represent the single highest contributor to societal costs**; they outweigh costs associated with DMD treatment



MS Barometer 2013 - total scores<sup>1</sup>

■ Max. score for the overall Barometer: 245 points



Data based on:

1) MS Barometer 2013

2) Atlas of MS ([www.atlasofms.org](http://www.atlasofms.org))

3) Under Pressure: Living with MS in Europe ([www.underpressureproject.eu](http://www.underpressureproject.eu))

4) Kobelt G. et al. "Cost and QoL of patients with MS in Europe"

1. Average prevalence in Europe is 108 per 100,000.

# Multiple sclerosis in Europe

## WHAT IS MULTIPLE SCLEROSIS?

Multiple sclerosis (MS) is one of the world's most common neurological conditions. In many countries, it is the leading cause of non-traumatic disability in young adults and symptoms range from fatigue and depression, to severe mobility problems and blindness in extreme cases. The average age at diagnosis is 29, and half of these people will usually be unemployed within three years.

While there is currently no cure for MS, the condition can be managed through specialised help, starting with early diagnosis. Once the patient has been diagnosed, the right medication and other support can be provided. Improved MS data capture will allow for therapy to be better tailored to individual patients.



## Greece

### How many people in Greece have MS?

- There are **7,000 people living with MS**
- Prevalence is **70 per 100,000**<sup>1</sup>
- Average age at disease onset is 27
- The ratio of women to men is 1.4:1
- Unknown percentage of the relapsing-remitting form of MS at onset



### What % of people with MS are working?

- **Workforce participation decreases from 80% in the very early stages to less than 10% in the very late stages**, leading to a rise in productivity losses in the late stages of disease
- There are no awareness raising programmes on MS for the workplace
- There are incentives to recruit people with disabilities



### What % of people with MS have access to treatment?

- **70% of people with MS receive disease-modifying drugs (DMD)**<sup>1</sup>
- There is a no limit to the number of people with MS eligible for DMD treatment
- Unknown percentage of people with MS receiving symptomatic treatments, only 12% have access to rehabilitation centres



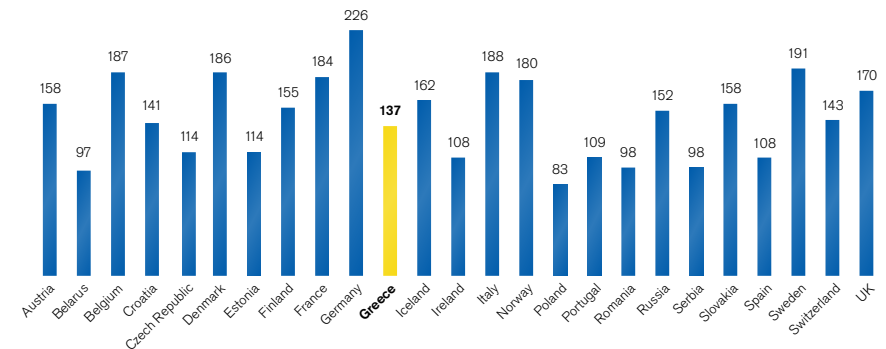
### What is the cost of MS to society?

- **Productivity losses** (short-term absence, long-term sick leave, and early retirement) **represent the single highest contributor to societal costs**; they outweigh costs associated with DMD treatment



### MS Barometer 2013 - total scores<sup>1</sup>

■ Max. score for the overall Barometer: 245 points



Data based on:

1) MS Barometer 2013

2) Atlas of MS ([www.atlasofms.org](http://www.atlasofms.org))

3) Under Pressure: Living with MS in Europe ([www.underpressureproject.eu](http://www.underpressureproject.eu))

4) Kobelt G. et al. "Cost and QoL of patients with MS in Europe"

1. Average prevalence in Europe is 108 per 100,000.

# Multiple sclerosis in Europe

## WHAT IS MULTIPLE SCLEROSIS?

Multiple sclerosis (MS) is one of the world's most common neurological conditions. In many countries, it is the leading cause of non-traumatic disability in young adults and symptoms range from fatigue and depression, to severe mobility problems and blindness in extreme cases. The average age at diagnosis is 29, and half of these people will usually be unemployed within three years.

While there is currently no cure for MS, the condition can be managed through specialised help, starting with early diagnosis. Once the patient has been diagnosed, the right medication and other support can be provided. Improved MS data capture will allow for therapy to be better tailored to individual patients.



## Hungary

How many people in Hungary have MS?

- There are around **20,000 people** living with MS
- Prevalence is **176 per 100,000**<sup>1</sup>
- Average age at disease onset is 27
- The ratio of women to men is 1.7:1
- 75% of those diagnosed with MS have the relapsing-remitting form at onset



What % of people with MS are working?

- An estimated **5% of people with MS are employed full-time, another 2% work part-time**
- There are no information programmes on MS for employers and trade unions
- There are no awareness raising programmes on MS for the workplace
- There are incentives to recruit people with disabilities



What % of people with MS have access to treatment?

- **16% of people with MS receive disease-modifying drugs (DMD)**<sup>1</sup>
- There is a limit to the number of people with MS eligible for DMD treatment
- 30% of people with MS receive symptomatic treatments and 15% of people with MS have access to rehabilitation centres

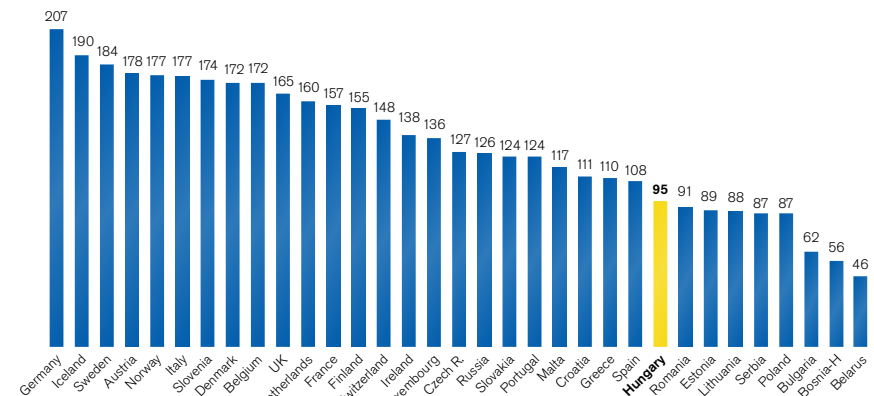


What is the cost of MS to society?

- **Productivity losses** (short-term absence, long-term sick leave, and early retirement) **represent the single highest contributor to societal costs**; they outweigh costs associated with DMD treatment
- **Workforce participation decreases from 80% in the very early stages to less than 10% in the very late stages**, leading to a rise in productivity losses in the late stages



Overall MS Barometer 2011 results<sup>1</sup>



Data based on:

1) MS Barometer 2011

2) Atlas of MS ([www.atlasofms.org](http://www.atlasofms.org))

3) Under Pressure: Living with MS in Europe ([www.underpressureproject.eu](http://www.underpressureproject.eu))

4) Kobelt G. et al. "Cost and QoL of patients with MS in Europe"

1. Average prevalence in Europe is 108 per 100,000.



# Multiple sclerosis in Europe

## WHAT IS MULTIPLE SCLEROSIS?

Multiple sclerosis (MS) is one of the world's most common neurological conditions. In many countries, it is the leading cause of non-traumatic disability in young adults and symptoms range from fatigue and depression, to severe mobility problems and blindness in extreme cases. The average age at diagnosis is 29, and half of these people will usually be unemployed within three years.

While there is currently no cure for MS, the condition can be managed through specialised help, starting with early diagnosis. Once the patient has been diagnosed, the right medication and other support can be provided. Improved MS data capture will allow for therapy to be better tailored to individual patients.



## Finland

### How many people in Finland have MS?

- There are **7,000 people living with MS**
- Prevalence is **105 per 100,000**<sup>1</sup>
- Average age at disease onset is 32
- The ratio of women to men is 1.9:1
- 93% of those diagnosed with MS have the relapsing-remitting form at onset



### What % of people with MS are working?

- An estimated **35% of people with MS are employed full-time, another 15% work part-time**
- There are multiple information programmes on MS for employers and trade unions
- There is an awareness raising programme on MS for the workplace
- There are incentives to recruit people with disabilities



### What % of people with MS have access to treatment?

- **62% of people with MS receive disease-modifying drugs (DMD)**<sup>1</sup>
- There is no limit to the number of people with MS eligible for DMD treatment
- 100% of people with MS receive symptomatic treatments and 85% of people with MS have access to rehabilitation centres

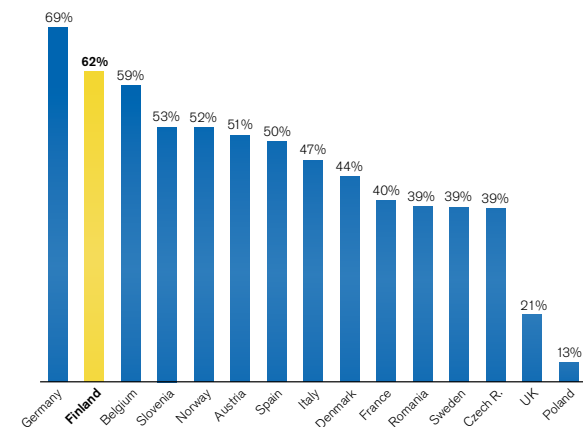


### What is the cost of MS to society?

- **Productivity losses** (short-term absence, long-term sick leave, and early retirement) **represent the single highest contributor to societal costs**; they outweigh costs associated with DMD treatment
- **Workforce participation decreases from 80% in the very early stages to less than 10% in the very late stages**, leading to a rise in productivity losses in the late stages



Proportion (%) of MS total patients receiving DMDs in 2013<sup>1</sup>



Source: CRA analysis using IMS 2013, local MS societies, and MS atlas 2013

Data based on:

1) CRA analysis using IMS 2013, local MS societies, and MS atlas 2013

2) Atlas of MS ([www.atlasofms.org](http://www.atlasofms.org))

3) Under Pressure: Living with MS in Europe ([www.underpressureproject.eu](http://www.underpressureproject.eu))

4) Kobelt G. et al. "Cost and QoL of patients with MS in Europe"

1. Average prevalence in Europe is 108 per 100,000.

# Multiple sclerosis in Europe

## WHAT IS MULTIPLE SCLEROSIS?

Multiple sclerosis (MS) is one of the world's most common neurological conditions. In many countries, it is the leading cause of non-traumatic disability in young adults and symptoms range from fatigue and depression, to severe mobility problems and blindness in extreme cases. The average age at diagnosis is 29, and half of these people will usually be unemployed within three years.

While there is currently no cure for MS, the condition can be managed through specialised help, starting with early diagnosis. Once the patient has been diagnosed, the right medication and other support can be provided. Improved MS data capture will allow for therapy to be better tailored to individual patients.



## Ireland

### How many people in Ireland have MS?

- There are **7,000 people living with MS**
- Prevalence is **140 per 100,000**<sup>1</sup>
- Average age at disease onset is 30
- Unknown women to men ratio
- 70% of those diagnosed with MS have the relapsing-remitting form at onset



### What % of people with MS are working?

- **12% of people with MS work full-time and another 12% part-time**
- There is an information programme on MS for employers and trade unions run by a state authority
- There are no awareness raising programmes on MS for the workplace
- There are incentives to recruit people with disabilities



### What % of people with MS have access to treatment?

- **32% of people with MS receive disease-modifying drugs (DMD)**<sup>1</sup> - data from 2011
- There is a threshold of the number of people with MS eligible for DMD treatment, with limited funding
- 70% of people with MS receive symptomatic treatments but there is virtually no access to rehabilitation centres



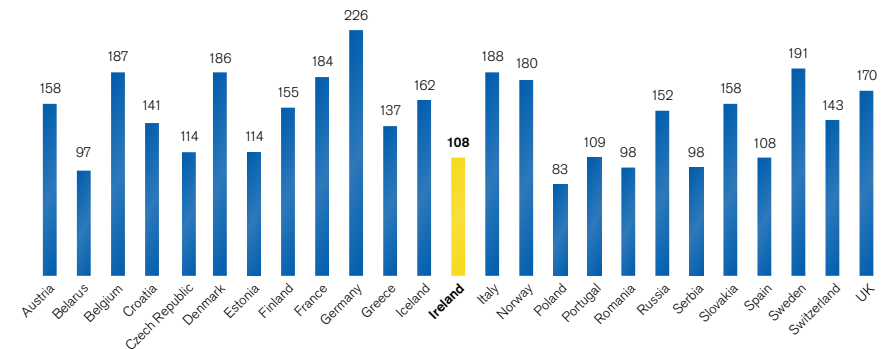
### What is the cost of MS to society?

- **Productivity losses** (short-term absence, long-term sick leave, and early retirement) **represent the single highest contributor to societal costs**; they outweigh costs associated with DMD treatment
- Workforce participation decreases from 80% in the very early stages to less than 10% in the very late stages, leading to a rise in productivity losses in the late stages of disease



### MS Barometer 2013 - total scores<sup>1</sup>

■ Max. score for the overall Barometer: 245 points



Data based on:

1) MS Barometer 2013

2) Atlas of MS ([www.atlasofms.org](http://www.atlasofms.org))

3) Under Pressure: Living with MS in Europe ([www.underpressureproject.eu](http://www.underpressureproject.eu))

4) Kobelt G. et al. "Cost and QoL of patients with MS in Europe"

1. Average prevalence in Europe is 108 per 100,000.

# Multiple sclerosis in Europe

## WHAT IS MULTIPLE SCLEROSIS?

Multiple sclerosis (MS) is one of the world's most common neurological conditions. In many countries, it is the leading cause of non-traumatic disability in young adults and symptoms range from fatigue and depression, to severe mobility problems and blindness in extreme cases. The average age at diagnosis is 29, and half of these people will usually be unemployed within three years.

While there is currently no cure for MS, the condition can be managed through specialised help, starting with early diagnosis. Once the patient has been diagnosed, the right medication and other support can be provided. Improved MS data capture will allow for therapy to be better tailored to individual patients.



## Italy

### How many people in Italy have MS?

- There are **68,000 people with MS** living in Italy
- Prevalence is **113 per 100,000**<sup>1</sup>
- Average age at disease onset is 30
- The ratio of women to men is 1.75:1
- 85% of those diagnosed with MS have the relapsing-remitting form at onset



### What % of people with MS are working?

- An estimated **50% of people with MS are employed full-time, another 10% work part-time**
- There are information programmes on MS for employers and trade unions
- There are awareness raising programmes on MS for the workplace and incentives to recruit people with disabilities



### What % of people with MS have access to treatment?

- **47% of people with MS receive disease-modifying (DMD) treatments**<sup>1</sup>
- There are no limits to the number of eligible people or the duration of the DMD treatment
- 80% of people with MS receive the symptomatic treatments and 70% have access to rehabilitation centres

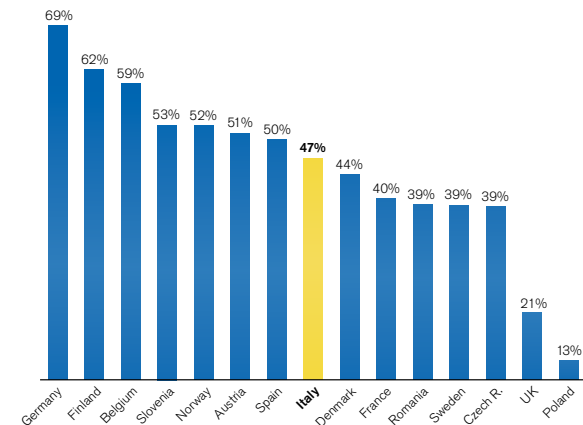


### What is the cost of MS to society?

- **Productivity losses** (short-term absence, long-term sick leave, and early retirement) **represent 29% of total MS costs to society**
- **DMD treatments represent 12% of total MS costs to society**
- Workforce participation decreases from 79% in the very early stages to 7% in the very late stages, leading to a rise in productivity losses in the late stages of disease.



Proportion (%) of MS total patients receiving DMDs in 2013<sup>1</sup>



Source: CRA analysis using IMS 2013, local MS societies, and MS atlas 2013

Data based on:

1) CRA analysis using IMS 2013, local MS societies, and MS atlas 2013

2) Atlas of MS ([www.atlasofms.org](http://www.atlasofms.org))

3) Under Pressure: Living with MS in Europe ([www.underpressureproject.eu](http://www.underpressureproject.eu))

4) Kobelt G. et al. "Cost and QoL of patients with MS in Europe"

1. Average prevalence in Europe is 108 per 100,000.

# Multiple sclerosis in Europe

## WHAT IS MULTIPLE SCLEROSIS?

Multiple sclerosis (MS) is one of the world's most common neurological conditions. In many countries, it is the leading cause of non-traumatic disability in young adults and symptoms range from fatigue and depression, to severe mobility problems and blindness in extreme cases. The average age at diagnosis is 29, and half of these people will usually be unemployed within three years.

While there is currently no cure for MS, the condition can be managed through specialised help, starting with early diagnosis. Once the patient has been diagnosed, the right medication and other support can be provided. Improved MS data capture will allow for therapy to be better tailored to individual patients.



## Portugal

How many people in Portugal have MS?

- There are **6,500** people living with MS
- Prevalence is **56 per 100,000**<sup>1</sup>
- Average age at disease onset is 29.5
- The ratio of women to men is 3.6:1
- Unknown percentage of the relapsing-remitting form of MS at onset



What % of people with MS are working?

- An estimated **45%** of people with MS are employed full-time, it is unknown how many work part-time
- There is an information programme on MS for employers and trade unions run by a state authority
- There are no awareness raising programmes on MS for the workplace
- There are no incentives to recruit people with disabilities



What % of people with MS have access to treatment?

- **70%** of people with MS receive disease-modifying drugs (DMD)<sup>1</sup>
- There is no limit to number of people with MS eligible for DMD treatment
- 85% of people with MS receive symptomatic treatments and 30% of people with MS have access to rehabilitation centres



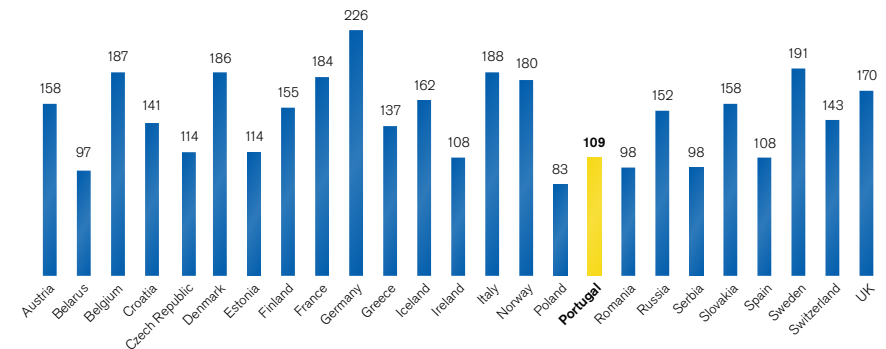
What is the cost of MS to society?

- **Productivity losses** (short-term absence, long-term sick leave, and early retirement) **represent the single highest contributor to societal costs**; they outweigh costs associated with DMD treatment
- **Workforce participation decreases from 80% in the very early stages to less than 10% in the very late stages**, leading to a rise in productivity losses in the late stages of disease



MS Barometer 2013 - total scores<sup>1</sup>

■ Max. score for the overall Barometer: 245 points



Data based on:

1) MS Barometer 2013

2) Atlas of MS ([www.atlasofms.org](http://www.atlasofms.org))

3) Under Pressure: Living with MS in Europe ([www.underpressureproject.eu](http://www.underpressureproject.eu))

4) Kobelt G. et al. "Cost and QoL of patients with MS in Europe"

1. Average prevalence in Europe is 108 per 100,000.

# Multiple sclerosis in Europe

## WHAT IS MULTIPLE SCLEROSIS?

Multiple sclerosis (MS) is one of the world's most common neurological conditions. In many countries, it is the leading cause of non-traumatic disability in young adults and symptoms range from fatigue and depression, to severe mobility problems and blindness in extreme cases. The average age at diagnosis is 29, and half of these people will usually be unemployed within three years.

While there is currently no cure for MS, the condition can be managed through specialised help, starting with early diagnosis. Once the patient has been diagnosed, the right medication and other support can be provided. Improved MS data capture will allow for therapy to be better tailored to individual patients.



## United Kingdom

### How many people in the UK have MS?

- There are **100,000 people with MS** living in the UK
- Prevalence is **164 per 100,000<sup>1</sup>**
- Average age of onset is 32
- The ratio of women to men is 3:1
- 85% of those diagnosed with MS have the relapsing-remitting form at onset



### What % of people with MS are working?

- An estimated **8% of people with MS are employed full-time, another 11% work part-time**
- There is an information programme on MS for employers and trade unions run by the MS society and awareness raising programmes on MS for the workplace
- There are no incentives to recruit people with disabilities



### What % of people with MS have access to treatment?

- **21% of people with MS receive disease-modifying (DMD) treatments<sup>1</sup>**
- There are no limits to the number of eligible people or duration of DMD treatment
- Unknown percentage of access to symptomatic treatment, but 70% of people with MS have access to rehabilitation centres

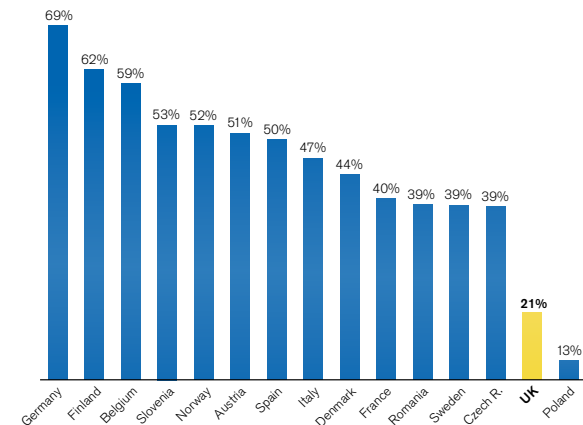


### What is the cost of MS to society?

- **Productivity losses** (short-term absence, long-term sick leave, and early retirement) **represent 37% of total MS costs to the society**
- **DMD treatments represent 6% of total MS costs to the society**
- Workforce participation decreases from 77% in very early stages to 1% in the very late stages, leading to a rise in productivity losses in the late stages of disease.



Proportion (%) of MS total patients receiving DMDs in 2013<sup>1</sup>



Source: CRA analysis using IMS 2013, local MS societies, and MS atlas 2013

Data based on:

1) CRA analysis using IMS 2013, local MS societies, and MS atlas 2013

2) Atlas of MS ([www.atlasofms.org](http://www.atlasofms.org))

3) Under Pressure: Living with MS in Europe ([www.underpressureproject.eu](http://www.underpressureproject.eu))

4) Kobelt G. et al. "Cost and QoL of patients with MS in Europe"

1. Average prevalence in Europe is 108 per 100,000.

# Multiple sclerosis in Europe

## WHAT IS MULTIPLE SCLEROSIS?

Multiple sclerosis (MS) is one of the world's most common neurological conditions. In many countries, it is the leading cause of non-traumatic disability in young adults and symptoms range from fatigue and depression, to severe mobility problems and blindness in extreme cases. The average age at diagnosis is 29, and half of these people will usually be unemployed within three years.

While there is currently no cure for MS, the condition can be managed through specialised help, starting with early diagnosis. Once the patient has been diagnosed, the right medication and other support can be provided. Improved MS data capture will allow for therapy to be better tailored to individual patients.



## Norway

### How many people in Norway have MS?

- There are **8,000 people with MS** living in Norway
- Prevalence is **160 per 100,000**<sup>1</sup>
- Average age of onset is 31
- The ratio of women to men is 2:1
- 85% of those diagnosed with MS have the relapsing-remitting form at onset



### What % of people with MS are working?

- An estimated **18% of people with MS are employed full-time, another 21% work part-time**
- There is an information programme on MS for employers and trade unions run by the State Authority
- There are no awareness raising programmes on MS for the workplace
- There are incentives to recruit people with disabilities



### What % of people with MS have access to treatment?

- **52% of people with MS receive disease-modifying (DMD) treatments**<sup>1</sup>
- There are no limits to the number of eligible people or the duration of the DMD treatment
- 70% of people with MS receive symptomatic treatments and 100% have access to rehabilitation centres

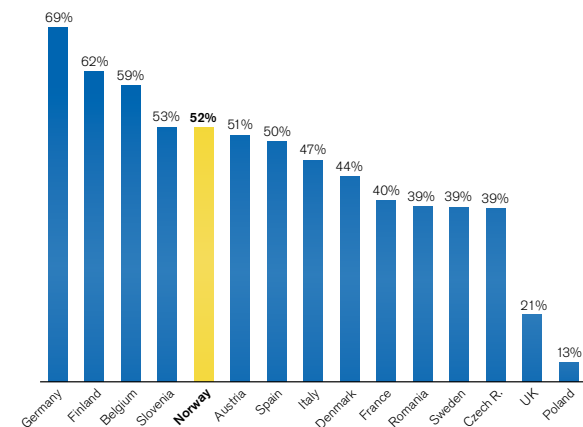


### What is the cost of MS to society?

- **Productivity losses** (short-term absence, long-term sick leave, and early retirement) **represent the single highest contributor to societal costs**; they outweigh costs associated with DMD treatment.
- **Workforce participation decreases from 80% in the very early stages to less than 10% in the very late stages**, leading to a rise in productivity losses in the late stages



Proportion (%) of MS total patients receiving DMDs in 2013<sup>1</sup>



Source: CRA analysis using IMS 2013, local MS societies, and MS atlas 2013

Data based on:

- 1) CRA analysis using IMS 2013, local MS societies, and MS atlas 2013
- 2) Atlas of MS ([www.atlasofms.org](http://www.atlasofms.org))
- 3) Under Pressure: Living with MS in Europe ([www.underpressureproject.eu](http://www.underpressureproject.eu))
- 4) Kobelt G. et al. "Cost and QoL of patients with MS in Europe"

1. Atlas of MS. Average prevalence in Europe is 108 per 100,000  
2. Access to medicines for MS: Challenges and opportunities", Charles River Associates, February 2014



# Multiple sclerosis in Europe

## WHAT IS MULTIPLE SCLEROSIS?

Multiple sclerosis (MS) is one of the world's most common neurological conditions. In many countries, it is the leading cause of non-traumatic disability in young adults and symptoms range from fatigue and depression, to severe mobility problems and blindness in extreme cases. The average age at diagnosis is 29, and half of these people will usually be unemployed within three years.

While there is currently no cure for MS, the condition can be managed through specialised help, starting with early diagnosis. Once the patient has been diagnosed, the right medication and other support can be provided. Improved MS data capture will allow for therapy to be better tailored to individual patients.



## Switzerland

How many people in Switzerland have MS?

- There are **12,500** people with MS living in Switzerland
- Prevalence is **110 per 100,000**<sup>1</sup>
- Average age of onset is 30
- The ratio of women to men is 2.1:1
- 90% of those diagnosed with MS have the relapsing-remitting form at onset



What % of people with MS are working?

- There is **no data on employment of people with MS in Switzerland**
- There is an information programme on MS for employers and trade unions run by the MS Society
- There is an awareness raising programme on MS for the workplace
- There are no incentives to recruit people with disabilities



What % of people with MS have access to treatment?

- **No specific data on the percentage of people with MS receiving disease-modifying drugs (DMD)**<sup>1</sup> or symptomatic treatments
- There are no limits to the number of eligible people or the duration of DMD treatment
- 70% of people with MS have access to rehabilitation centres



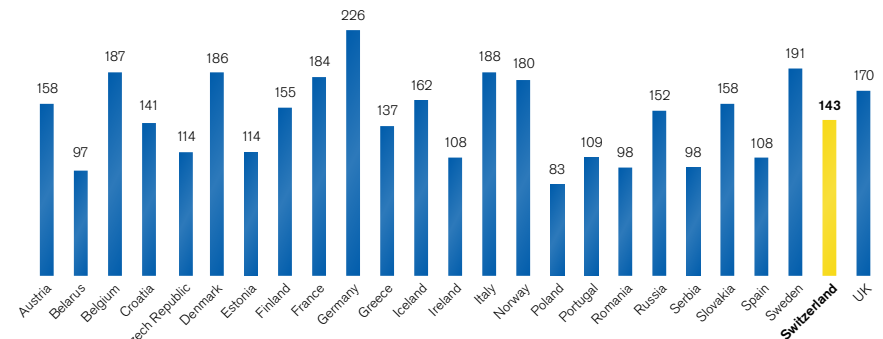
What is the cost of MS to society?

- **Productivity losses** (short-term absence, long-term sick leave, and early retirement) **represent 38% of total MS costs to the society**
- **DMD treatments represent 12.8% of total MS costs to the society**
- Workforce participation decreases from 83% in the very early stages to 7% in the very late stages, leading to a rise in productivity losses in the late stages of disease



MS Barometer 2013 - total scores<sup>1</sup>

■ Max. score for the overall Barometer: 245 points



Data based on:

1) MS Barometer 2013

2) Atlas of MS ([www.atlasofms.org](http://www.atlasofms.org))

3) Under Pressure: Living with MS in Europe ([www.underpressureproject.eu](http://www.underpressureproject.eu))

4) Kobelt G. et al. "Cost and QoL of patients with MS in Europe"

1. Average prevalence in Europe is 108 per 100,000.