

MS Barometer 2009

Updated in 2010

Prepared by Elisabeth Kasilingam on behalf of
European Multiple Sclerosis Platform aisbl

(Elisabeth.kasilingam@emsp.org)



Table of content

| | |
|---|------|
| Introduction | p.1 |
| MS Barometer 2009 Questionnaire | p.3 |
| Scoring | p.7 |
| Overall results MS Barometer 2009 | p.8 |
| Section 1: Access to treatment & therapies | p.9 |
| Section 2: Research agenda on MS | p.28 |
| Section 3: Employment & Job retention | p.32 |
| Section 4: Empowerment of PwMS | p.41 |
| Section 5: Reimbursement of costs related to MS | p.49 |
| Section 6: Accurate data collection on MS at national level | p.56 |
| Section 7: Medication on the market | p.60 |
| Acknowledgement | p.64 |

MS Barometer 2009

MS Barometer: a means of measuring MS management and quality of life of PwMS

In 2008, EMSP launched the MS Barometer, a new means able to provide, for the first time, data to verify general knowledge that has affected the lives of PwMS and underpinned the lobby effort of EMSP and its members for many years.

The MS Barometer is a bench-marking tool which covers seven areas pertaining to the MS environment at the national level:

- Access to treatment and therapies
- Research agenda on MS
- Employment and job retention
- Empowerment of PwMS
- Reimbursement of costs related to MS
- Accurate data collection on MS at national level
- Medication coming on the market

A high score in each category indicates that the atmosphere for PwMS is fair – the quality of policies and programmes effectively reduces the pressure in their daily lives. The scoring system highlights the strong points of national policy, while also identifying gaps in service provision that place undue pressure on PwMS (whether it be related to medical, socio-economic or quality of life issues).

The results of the MS Barometer¹ 2008 confirmed the tremendous gaps between EU countries in terms of access to care and treatment, as well as in the quality of life of PwMS. Eliminating such disparities is a key aim of the MS Code of Good Practice. The MS Barometer allows identifying the contributing factors and addresses the challenge by measuring specific aspects of how individual countries manage MS and how policy decisions affect the pressure experienced by individual PwMS.

The MS Barometer also functions as a bench-marking tool that facilitates comparison across all participating countries. As such, it helped national administrations to identify areas in which they excel on a pan-European scale, as well as those in which they are weak.

The results of the MS Barometer were widely disseminated both at European and national level providing evidence for lobbying among policy decision-makers, during European conferences as well as National High level roundtables.

¹ MS Barometer 2008 available on: <http://www.ms-id.org/barometer2008/>

Second round of the MS Barometer

In 2009, the MS Barometer has been improved on the basis of results and feedback from the MS Community received after the publication of the first results. The survey itself has been re-written to provide more accurate and reliable data and anew submitted to national MS Societies for completion.

Twenty-nine MS Societies participated to the second round of the MS barometer: Austria, Belgium, Bosnia-Herzegovina, Bulgaria, Croatia, Czech Republic, Denmark, Estonia, Finland, France, Germany, Greece, Hungary, Iceland, Ireland, Italy, Latvia, Lithuania, Malta, Norway, Poland, Portugal, Romania, Russia, Slovenia, Spain, Sweden, Switzerland and United Kingdom (see the contact details of each of those MS Societies page 64).

MS BAROMETER 2009 Questionnaire

Section 1 : Access to treatment and therapies

Neurologist PwMS ratio

- 1.1 If you divide the estimated number of PwMS in your country by the number of practicing neurologists in your country, what is the relation figure?

MS Training for health professionals

- 1.2 For which health professionals is certified MS training available?

Immuno-modulating therapy

- 1.3 Can PwMS in your country be treated according to the recommendations outlined in the EMSP Consensus Paper "Basic and escalating immunomodulatory therapies in MS"?

- 1.4 What % of the total population of PwMS does actually receive DMD treatment in your country?

- 1.5 Is there a limit to the numbers of people eligible to receive DMD treatment?

- 1.6 Is there a limit to the duration of treatment with DMDs determined by anything other than medical reasons - decided by the relevant health professional and PwMS together?

Symptomatic treatment

- 1.7 Can PwMS be treated in accordance with the recommendations outlined in the EMSP Consensus Paper III "Symptomatic treatment of MS" in your country?

- 1.8 What % of the population of PwMS currently receives symptomatic treatment in your country?

- 1.9 Is there a limit to the duration of symptomatic treatment available other than for medical reasons?

- 1.10 Is there a limit to the number of PwMS entitled to access any symptomatic treatment?

Rehabilitation

- 1.11 Can PwMS in your country undergo specific rehabilitation measures for MS according to the recommendations outlined in the EMSP Consensus Paper "European-wide recommendations on Rehabilitation for People affected by MS"?

- 1.12 What is the estimated population of PwMS in your country which access to the rehabilitation centers?
- 1.13 If you divide the number of PwMS by the number of specialists rehabilitation clinics, what figure do you come to?
- 1.14 What is the greatest distance between a specialist rehabilitation center and a PwMS? If no specialist rehabilitation center exists in your country, please make the calculation using the center where PwMS can be treated?

PwMS on an out-patient basis

- 1.15 What % of the total population of PwMS in your country currently receives rehabilitation services as out-patients?
- 1.16 If required, how often a PwMS is entitled to receive rehabilitation services as out-patient?

PwMS on an in-patient basis

- 1.17 What % of the total population of PwMS currently receives rehabilitation services as in-patients?
- 1.18 If required, how often a PwMS can receive rehabilitation services as an in-patient?

Palliative care

- 1.19 Is there a Palliative Care programme specialised for PwMS in your country?

Section 2 : Research agenda on MS

- 2.1 Are there grants/support schemes managed by your MS Society which contribute financially to MS research?
- 2.2 Are these MS research grants/schemes supported by public funding?
- 2.3 Are MS societies consulted in influencing the national research agendas on MS?

Section 3 : Employment and Job retention

- 3.1 Is there information programme for employers and trade unions on the subject of MS or disability in general offered in your country?
- 3.2 Does any kind of MS awareness raising programme for the workplace (for employers and employees) exist?
- 3.3 Are there incentives in place to hire or retain people with disabilities in general or PwMS in employment?

- 3.4 Is it legally possible for people with disabilities in general or PwMS to remain at work if he/she has MS?
- 3.5 Is there flexible working practice legislation in place for people with disabilities in general or PwMS to avail of?
- 3.6 What % of PwMS is in active work?
 - a Full time job
 - b Part-time job
- 3.7 Does a pension fund exist for early retirement due to disability including MS?
- 3.8 Does the pension fund provide "adequate" income for PwMS according to the average income in your country?

Section 4 : Empowerment of PwMS

- 4.1 Is there a consultation group/body on MS that advises Government on neurological diseases or specifically on MS policies?
- 4.2 Are PwMS represented in the consultation group/body?
- 4.3 Is the MS Society a member of the body that decides on the reimbursement of a new MS therapy?
- 4.4 Does the national MS Society have formal consultative status with your national administration?
- 4.5 Does a self-management course exist in your country for PwMS to empower them to co-manage their own health as far as possible?
- 4.6 Who runs the self-management course for PwMS?
- 4.7 Can a PwMS interface with a multi-disciplinary team in the management of their condition?

Section 5 : Reimbursement of costs related to MS

- 5.1 What % of DMD costs is reimbursed?
- 5.2 What % of the costs for symptomatic therapy is reimbursed?
- 5.3 What % of rehabilitation costs is reimbursed?
- 5.4 What % of home adaptation costs is reimbursed?

5.5 What % of workplace adaptation costs is reimbursed?

5.6 What % of your country's GDP is spent on healthcare?

Section 6 : Accurate data collection on MS at national level

6.1 Does a national MS register exist?

6.2 Is the register supported by public funding?

6.3 Who manages the MS register?

6.4 If a register exists, what % of PwMS is currently recorded on the register?

6.5 Does the information coming from the MS register have an influence on the national policy for PwMS?

Section 7 : Medication coming to the market

7.1 How long, on average, does it take to get a decision on drug reimbursement once it has been approved by the national drug regulatory authority or by EMEA?

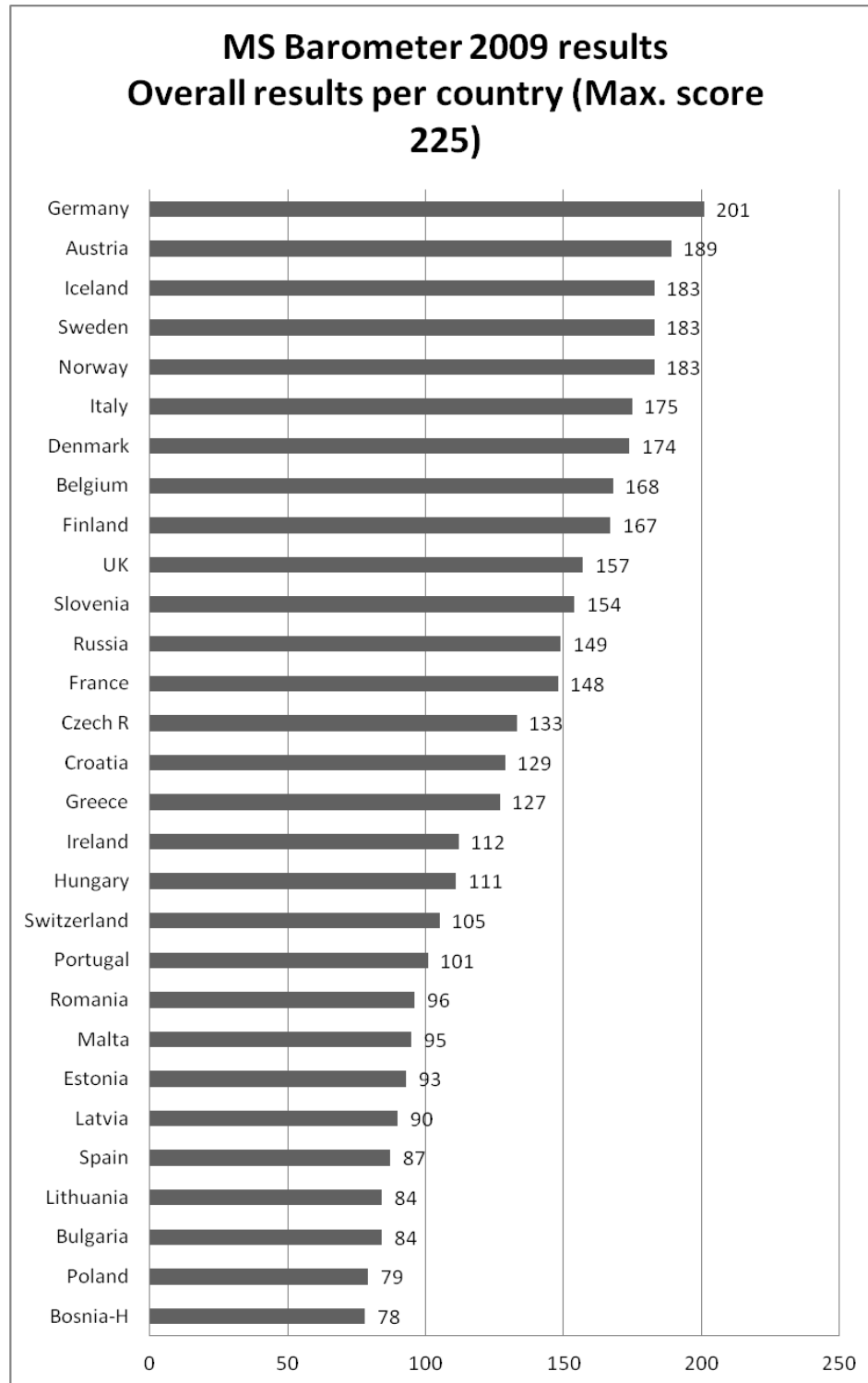
7.2 How long does it take for PwMS, legally entitled to receive the drug, to get it?

7.3 Is the approval of an MS drug automatically linked to its reimbursement through the Health Fund/Insurer?

Scoring:

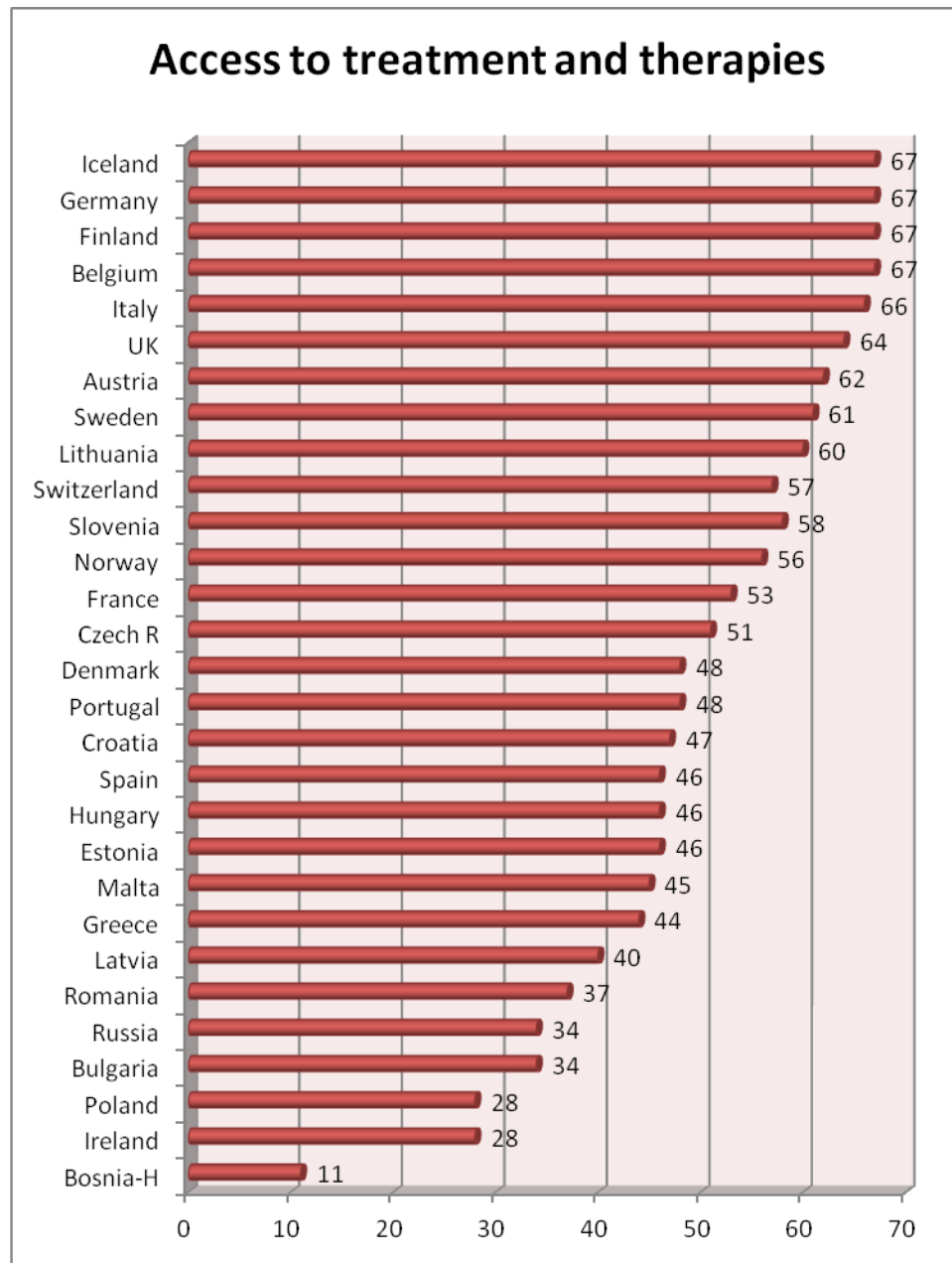
| <u>Category</u> | <u>Scoring on</u> | <u>Max Score</u> |
|----------------------------------|-------------------|------------------|
| Access to treatment | 19 questions | 70 |
| Research agenda on MS | 3 questions | 15 |
| Employment | 8 questions | 35 |
| Empowerment of PwMS | 7 questions | 35 |
| Reimbursement of costs | 6 questions | 30 |
| Data collection | 5 questions | 25 |
| Medication on the market | 3 questions | 15 |
| TOTAL BAROMETER SCORE 225 | | |

Overall results MS Barometer 2009



Section 1: Access to treatment and therapies

Overall results



Neurologist PwMS ratio

1.1 If you divide the estimated number of PwMS in your country by the number of practicing neurologists in your country, what is the relation figure?

One neurologist for:

| <100 PwMS | <200 PwMS | <300 PwMS | <400 PwMS | <500 PwMS | >500 PwMS |
|---|------------------------------------|-----------|-----------|-----------|-------------------|
| Austria Belgium Bulgaria Czech Rep. Denmark Finland France Germany Hungary Iceland Italy Latvia Lithuania Malta Norway Portugal Romania Slovenia Spain Sweden Switzerland | UK Croatia Estonia Greece | Bosnia-H. | Russia | | Ireland Poland |

MS Training for health professionals

1.2 For which health professionals is certified MS training available?

| Neurologists | Rehab. Doctors only | Rehab. Therapists only | All | Nurses+ Rehab.doctors+ psychologists | Rehab. Doctor + 1 | None |
|--------------|---------------------------|------------------------------|------------|--|----------------------|-------------|
| Poland | Greece | Croatia | Austria | Latvia | Estonia | Bosnia-H. |
| Portugal | | | Austria | | Norway | Denmark |
| Russia | | | Belgium | | | France |
| Slovenia | | | Czech Rep. | | | Hungary |
| | | | Finland | | | Ireland |
| | | | Germany | | | Malta |
| | | | Iceland | | | Spain |
| | | | Italy | | | Switzerland |
| | | | Lithuania | | | |
| | | | Romania | | | |
| | | | Sweden | | | |
| | | | UK | | | |

Immuno-modulating therapy

1.3 Can PwMS in your country be treated according to the recommendations outlined in the EMSP Consensus Paper "Basic and escalating immunomodulatory therapies in MS"?

| Country | Yes | No |
|-------------|-----|----|
| Austria | ✓ | |
| Belgium | ✓ | |
| Bosnia-H. | | ✓ |
| Bulgaria | ✓ | |
| Croatia | | ✓ |
| Czech Rep. | ✓ | |
| Denmark | ✓ | |
| Estonia | ✓ | |
| Finland | ✓ | |
| France | ✓ | |
| Germany | ✓ | |
| Greece | ✓ | |
| Hungary | ✓ | |
| Iceland | ✓ | |
| Ireland | ✓ | |
| Italy | ✓ | |
| Latvia | ✓ | |
| Lithuania | ✓ | |
| Malta | ✓ | |
| Norway | ✓ | |
| Poland | | ✓ |
| Portugal | ✓ | |
| Romania | ✓ | |
| Russia | ✓ | |
| Slovenia | ✓ | |
| Spain | ✓ | |
| Sweden | ✓ | |
| Switzerland | ✓ | |
| UK | ✓ | |

1.4 What % of the total population of PwMS does actually receive DMD treatment in your country? *(No score allocated for this question)*

| Country | % |
|-------------|---------|
| Austria | 65% |
| Belgium | 50% |
| Bosnia-H. | 14% |
| Bulgaria | 8% |
| Croatia | 11% |
| Czech Rep. | 25% |
| Denmark | 40% |
| Estonia | 60% |
| Finland | 50% |
| France | 40% |
| Germany | 70% |
| Greece | 70% |
| Hungary | 19% |
| Iceland | 45% |
| Ireland | 33% |
| Italy | 60% |
| Latvia | 100% |
| Lithuania | 95% |
| Malta | 100% |
| Norway | 38% |
| Poland | 4% |
| Portugal | 70% |
| Romania | 25% |
| Russia | 10% |
| Slovenia | 30% |
| Spain | 45% |
| Sweden | 29% |
| Switzerland | unknown |
| UK | 12% |

1.5 Is there a limit to the numbers of people eligible to receive DMD treatment?

| Country | No | Yes |
|-------------|----|-----|
| Austria | ✓ | |
| Belgium | ✓ | |
| Bosnia-H. | | ✓ |
| Bulgaria | | ✓ |
| Croatia | | ✓ |
| Czech Rep. | | ✓ |
| Denmark | ✓ | |
| Estonia | ✓ | |
| Finland | ✓ | |
| France | ✓ | |
| Germany | ✓ | |
| Greece | ✓ | |
| Hungary | ✓ | |
| Iceland | ✓ | |
| Ireland | | ✓ |
| Italy | ✓ | |
| Latvia | | ✓ |
| Lithuania | ✓ | |
| Malta | ✓ | |
| Norway | ✓ | |
| Poland | | ✓ |
| Portugal | ✓ | |
| Romania | | ✓ |
| Russia | ✓ | |
| Slovenia | ✓ | |
| Spain | ✓ | |
| Sweden | ✓ | |
| Switzerland | ✓ | |
| UK | ✓ | |

1.6 Is there a limit to the duration of treatment with DMDs determined by anything other than medical reasons decided by the relevant health professional and PwMS together?

| Country | No | Yes |
|-------------|----|-----|
| Austria | ✓ | |
| Belgium | ✓ | |
| Bosnia-H. | | ✓ |
| Bulgaria | | ✓ |
| Croatia | ✓ | |
| Czech Rep. | | ✓ |
| Denmark | ✓ | |
| Estonia | | ✓ |
| Finland | ✓ | |
| France | ✓ | |
| Germany | ✓ | |
| Greece | ✓ | |
| Hungary | ✓ | |
| Iceland | ✓ | |
| Ireland | ✓ | |
| Italy | ✓ | |
| Latvia | ✓ | |
| Lithuania | ✓ | |
| Malta | ✓ | |
| Norway | ✓ | |
| Poland | | ✓ |
| Portugal | ✓ | |
| Romania | ✓ | |
| Russia | ✓ | |
| Slovenia | ✓ | |
| Spain | ✓ | |
| Sweden | ✓ | |
| Switzerland | ✓ | |
| UK | ✓ | |

Symptomatic treatment

- 1.7 Can PwMS be treated in accordance with the recommendations outlined in the EMSP Consensus Paper III "Symptomatic treatment of MS" in your country?

| Country | No | Yes |
|-------------|----|-----|
| Austria | | ✓ |
| Belgium | | ✓ |
| Bosnia-H. | ✓ | |
| Bulgaria | ✓ | |
| Croatia | | ✓ |
| Czech Rep. | | ✓ |
| Denmark | | ✓ |
| Estonia | | ✓ |
| Finland | | ✓ |
| France | | ✓ |
| Germany | | ✓ |
| Greece | | ✓ |
| Hungary | | ✓ |
| Iceland | | ✓ |
| Ireland | | ✓ |
| Italy | | ✓ |
| Latvia | | ✓ |
| Lithuania | | ✓ |
| Malta | | ✓ |
| Norway | | ✓ |
| Poland | ✓ | |
| Portugal | | ✓ |
| Romania | | ✓ |
| Russia | | ✓ |
| Slovenia | | ✓ |
| Spain | | ✓ |
| Sweden | | ✓ |
| Switzerland | | ✓ |
| UK | | ✓ |

1.8 What % of the population of PwMS currently receives symptomatic treatment in your country? *(No score allocated for this question)*

| Country | % |
|-------------|---------|
| Austria | 85% |
| Belgium | 99% |
| Bosnia-H. | 40% |
| Bulgaria | 5-10% |
| Croatia | 90% |
| Czech Rep. | 100% |
| Denmark | Unknown |
| Estonia | 80% |
| Finland | 100% |
| France | 80% |
| Germany | 80% |
| Greece | 75% |
| Hungary | 20% |
| Iceland | 100% |
| Ireland | 60% |
| Italy | 80% |
| Latvia | 100% |
| Lithuania | 100% |
| Malta | 50% |
| Norway | 70% |
| Poland | Unknown |
| Portugal | 85% |
| Romania | 60% |
| Russia | 20% |
| Slovenia | 90% |
| Spain | 80% |
| Sweden | Unknown |
| Switzerland | Unknown |
| UK | Unknown |

1.9 Is there a limit to the duration of symptomatic treatment available other than for medical reasons?

| Country | No | Yes |
|-------------|----|-----|
| Austria | | ✓ |
| Belgium | | ✓ |
| Bosnia-H. | ✓ | |
| Bulgaria | | ✓ |
| Croatia | | ✓ |
| Czech Rep. | | ✓ |
| Denmark | | ✓ |
| Estonia | ✓ | |
| Finland | | ✓ |
| France | | ✓ |
| Germany | | ✓ |
| Greece | | ✓ |
| Hungary | | ✓ |
| Iceland | | ✓ |
| Ireland | | ✓ |
| Italy | | ✓ |
| Latvia | | ✓ |
| Lithuania | | ✓ |
| Malta | | ✓ |
| Norway | | ✓ |
| Poland | | ✓ |
| Portugal | | ✓ |
| Romania | | ✓ |
| Russia | | ✓ |
| Slovenia | | ✓ |
| Spain | | ✓ |
| Sweden | | ✓ |
| Switzerland | | ✓ |
| UK | | ✓ |

1.10 Is there a limit to the number of PwMS entitled to access to any symptomatic treatment?

| Country | No | Yes |
|-------------|----|-----|
| Austria | ✓ | |
| Belgium | ✓ | |
| Bosnia-H. | | ✓ |
| Bulgaria | ✓ | |
| Croatia | ✓ | |
| Czech Rep. | ✓ | |
| Denmark | ✓ | |
| Estonia | | ✓ |
| Finland | ✓ | |
| France | ✓ | |
| Germany | ✓ | |
| Greece | ✓ | |
| Hungary | ✓ | |
| Iceland | ✓ | |
| Ireland | ✓ | |
| Italy | ✓ | |
| Latvia | ✓ | |
| Lithuania | ✓ | |
| Malta | ✓ | |
| Norway | ✓ | |
| Poland | ✓ | |
| Portugal | ✓ | |
| Romania | ✓ | |
| Russia | ✓ | |
| Slovenia | ✓ | |
| Spain | ✓ | |
| Sweden | ✓ | |
| Switzerland | ✓ | |
| UK | ✓ | |

Rehabilitation

- 1.11 Can PwMS in your country undergo specific rehabilitation measures for MS according to the recommendations outlined in the EMSP Consensus Paper "European-wide recommendations on Rehabilitation for People affected by MS"?

| Country | No | Yes |
|-------------|----|-----|
| Austria | | ✓ |
| Belgium | | ✓ |
| Bosnia-H. | ✓ | |
| Bulgaria | ✓ | |
| Croatia | ✓ | |
| Czech Rep. | | ✓ |
| Denmark | | ✓ |
| Estonia | | ✓ |
| Finland | | ✓ |
| France | | ✓ |
| Germany | | ✓ |
| Greece | ✓ | |
| Hungary | ✓ | |
| Iceland | | ✓ |
| Ireland | ✓ | |
| Italy | | ✓ |
| Latvia | ✓ | |
| Lithuania | | ✓ |
| Malta | ✓ | |
| Norway | | ✓ |
| Poland | | ✓ |
| Portugal | | ✓ |
| Romania | ✓ | |
| Russia | ✓ | |
| Slovenia | | ✓ |
| Spain | ✓ | |
| Sweden | | ✓ |
| Switzerland | | ✓ |
| UK | | ✓ |

1.12 What is the estimated population of PwMS in your country which access to the rehabilitation centers? *(No score allocated for this question)*

| Country | % |
|-------------|---------|
| Austria | 100% |
| Belgium | 50% |
| Bosnia-H. | 12% |
| Bulgaria | Unknown |
| Croatia | Unknown |
| Czech Rep. | 70% |
| Denmark | 100% |
| Estonia | 35% |
| Finland | 40% |
| France | Unknown |
| Germany | 100% |
| Greece | 30% |
| Hungary | 4% |
| Iceland | 100% |
| Ireland | 0% |
| Italy | 60% |
| Latvia | 25% |
| Lithuania | 60% |
| Malta | 50% |
| Norway | 100% |
| Poland | Unknown |
| Portugal | 28% |
| Romania | 10% |
| Russia | Unknown |
| Slovenia | 40% |
| Spain | 40% |
| Sweden | 59% |
| Switzerland | 100% |
| UK | Unknown |

1.13 If you divide the number of PwMS by the number of specialists rehabilitation clinics, what figure do you come to?

One clinic for:

| <1000 PwMS | <1500 PwMS | <2000 PwMS | < 2500 PwMS | >2500 PwMS | No MS rehabilitation clinic exists |
|------------|------------|-------------|-------------|------------|------------------------------------|
| Austria | Estonia | Czech Rep. | Bosnia H. | Denmark | Malta |
| Belgium | Germany | Switzerland | Spain | France | Bulgaria |
| Croatia | Lithuania | | | Latvia | Greece |
| Finland | UK | | | Poland | Hungary |
| Iceland | | | | Portugal | Ireland |
| Italy | | | | Russia | Romania |
| Norway | | | | | |
| Slovenia | | | | | |
| Sweden | | | | | |

1.14 What is the greatest distance between a specialist rehabilitation center and a PwMS? If no specialist rehabilitation center exists in your country, please make the calculation using the center where PwMS can be treated?

| Less than 50 km | Between 50 & 100 km | Between 100 & 150 km | Between 150 and 200 km | Over 200km | No rehab centre |
|-----------------|---------------------|----------------------|------------------------|------------|-----------------|
| Germany | Austria | Croatia | Estonia | Denmark | Bulgaria |
| | Belgium | Czech Rep. | Greece | Iceland | Malta |
| | Bosnia H. | Finland | Slovenia | Ireland | |
| | France | Hungary | | Italy | |
| | Lithuania | Spain | | Latvia | |
| | Switzerland | | | Norway | |
| | | | | Poland | |
| | | | | Portugal | |
| | | | | Romania | |
| | | | | Russia | |
| | | | | Sweden | |
| | | | | UK | |

PwMS on an out-patient basis

1.15 What % of the total population of PwMS in your country currently receives rehabilitation services as out-patients? *(No score allocated for this question)*

| Country | % |
|-------------|---------|
| Austria | 70% |
| Belgium | 66% |
| Bosnia-H | 10% |
| Bulgaria | Unknown |
| Croatia | 32% |
| Czech R | 80% |
| Denmark | 60% |
| Estonia | 60% |
| Finland | 50% |
| France | 60% |
| Germany | 80% |
| Greece | 30% |
| Hungary | 10% |
| Iceland | 65% |
| Ireland | 15% |
| Italy | 50% |
| Latvia | 10% |
| Lithuania | 20% |
| Malta | 75% |
| Norway | Unknown |
| Poland | Unknown |
| Portugal | 28% |
| Romania | 10% |
| Russia | 2% |
| Slovenia | 20% |
| Spain | 20% |
| Sweden | 48% |
| Switzerland | Unknown |
| UK | Unknown |

1.16 If required, how often a PwMS is entitled to receive rehabilitation services as out-patient?

| As often as required | Limited by health insurance rules | More than once per year | Less than once per year | No rehabilitation offered |
|----------------------|-----------------------------------|-------------------------|-------------------------|---------------------------|
| Croatia | Austria | Portugal | Bosnia H. | Romania |
| Denmark | Belgium | | Ireland | |
| Finland | Bulgaria | | Lithuania | |
| France | Czech Rep. | | Russia | |
| Iceland | Estonia | | Spain | |
| Italy | Germany | | | |
| Malta | Greece | | | |
| Norway | Hungary | | | |
| Switzerland | Latvia | | | |
| UK | Poland | | | |
| | Slovenia | | | |
| | Sweden | | | |

PwMS on an in-patient basis

1.17 What % of the total population of PwMS currently receives rehabilitation services as in-patients? *(No score allocated for this question)*

| Country | % |
|-------------|---------|
| Bosnia-H | 5% |
| Ireland | 5% |
| Austria | 2% |
| Belgium | 33% |
| Bulgaria | Unknown |
| Croatia | 57% |
| Czech R | 100% |
| Denmark | 11% |
| Estonia | 30% |
| Finland | 30% |
| France | 30% |
| Germany | 40% |
| Greece | 15% |
| Hungary | 4% |
| Iceland | 20% |
| Italy | 10% |
| Latvia | 5% |
| Lithuania | 60% |
| Malta | 0% |
| Norway | 10% |
| Poland | Unknown |
| Portugal | 1% |
| Romania | 5% |
| Russia | 1% |
| Slovenia | 40% |
| Spain | 100% |
| Sweden | 20% |
| Switzerland | Unknown |
| UK | Unknown |

1.18 If required, how often is that a PwMS can receive rehabilitation services as an in-patient?

| As often as required | Limited by health insurance rules | More than once per year | Less than once per year | No rehabilitation offered |
|----------------------|-----------------------------------|-------------------------|-------------------------|---------------------------|
| Bulgaria | Austria | Estonia | Bosnia H. | Portugal |
| Iceland | Belgium | France | Czech Rep. | |
| Italy | Croatia | | Denmark | |
| Malta | Finland | | Greece | |
| Spain | Germany | | Ireland | |
| Switzerland | Hungary | | Latvia | |
| UK | Poland | | Lithuania | |
| | Slovenia | | Norway | |
| | | | Romania | |
| | | | Russia | |
| | | | Sweden | |

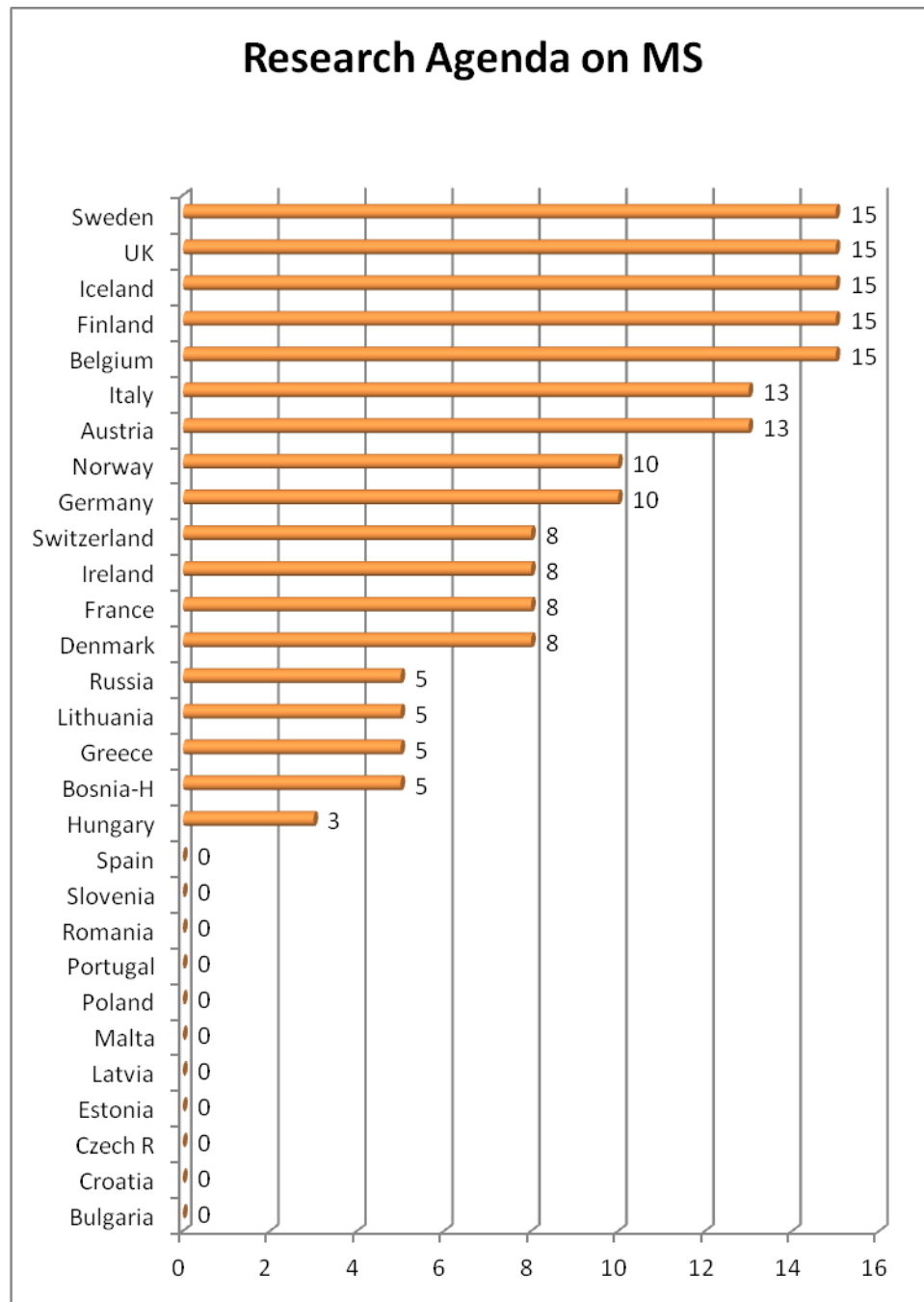
Palliative care

1.19 Is there a Palliative Care programme specialised for PwMS in your country?

| Country | No | Yes |
|-------------|----|-----|
| Austria | ✓ | |
| Belgium | | ✓ |
| Bosnia-H. | ✓ | |
| Bulgaria | ✓ | |
| Croatia | ✓ | |
| Czech Rep. | | ✓ |
| Denmark | ✓ | |
| Estonia | ✓ | |
| Finland | | ✓ |
| France | ✓ | |
| Germany | | ✓ |
| Greece | ✓ | |
| Hungary | ✓ | |
| Iceland | | ✓ |
| Ireland | ✓ | |
| Italy | ✓ | ✓ |
| Latvia | ✓ | |
| Lithuania | | ✓ |
| Malta | ✓ | |
| Norway | ✓ | |
| Poland | ✓ | |
| Portugal | ✓ | |
| Romania | ✓ | |
| Russia | ✓ | |
| Slovenia | ✓ | |
| Spain | ✓ | |
| Sweden | | ✓ |
| Switzerland | ✓ | |
| UK | | ✓ |

Section 2 : Research agenda on MS

Overall results



2.1 Are there grants/support schemes managed by your MS Society which contribute financially to MS research?

| Country | No | Yes |
|-------------|----|-----|
| Austria | | ✓ |
| Belgium | | ✓ |
| Bosnia-H. | ✓ | |
| Bulgaria | ✓ | |
| Croatia | ✓ | |
| Czech Rep. | ✓ | |
| Denmark | | ✓ |
| Estonia | ✓ | |
| Finland | | ✓ |
| France | | ✓ |
| Germany | | ✓ |
| Greece | ✓ | |
| Hungary | ✓ | |
| Iceland | | ✓ |
| Ireland | | ✓ |
| Italy | | ✓ |
| Latvia | ✓ | |
| Lithuania | ✓ | |
| Malta | ✓ | |
| Norway | | ✓ |
| Poland | ✓ | |
| Portugal | ✓ | |
| Romania | ✓ | |
| Russia | | ✓ |
| Slovenia | ✓ | |
| Spain | ✓ | |
| Sweden | | ✓ |
| Switzerland | | ✓ |
| UK | | ✓ |

2.2 Are these MS research grants/schemes supported by public funding?

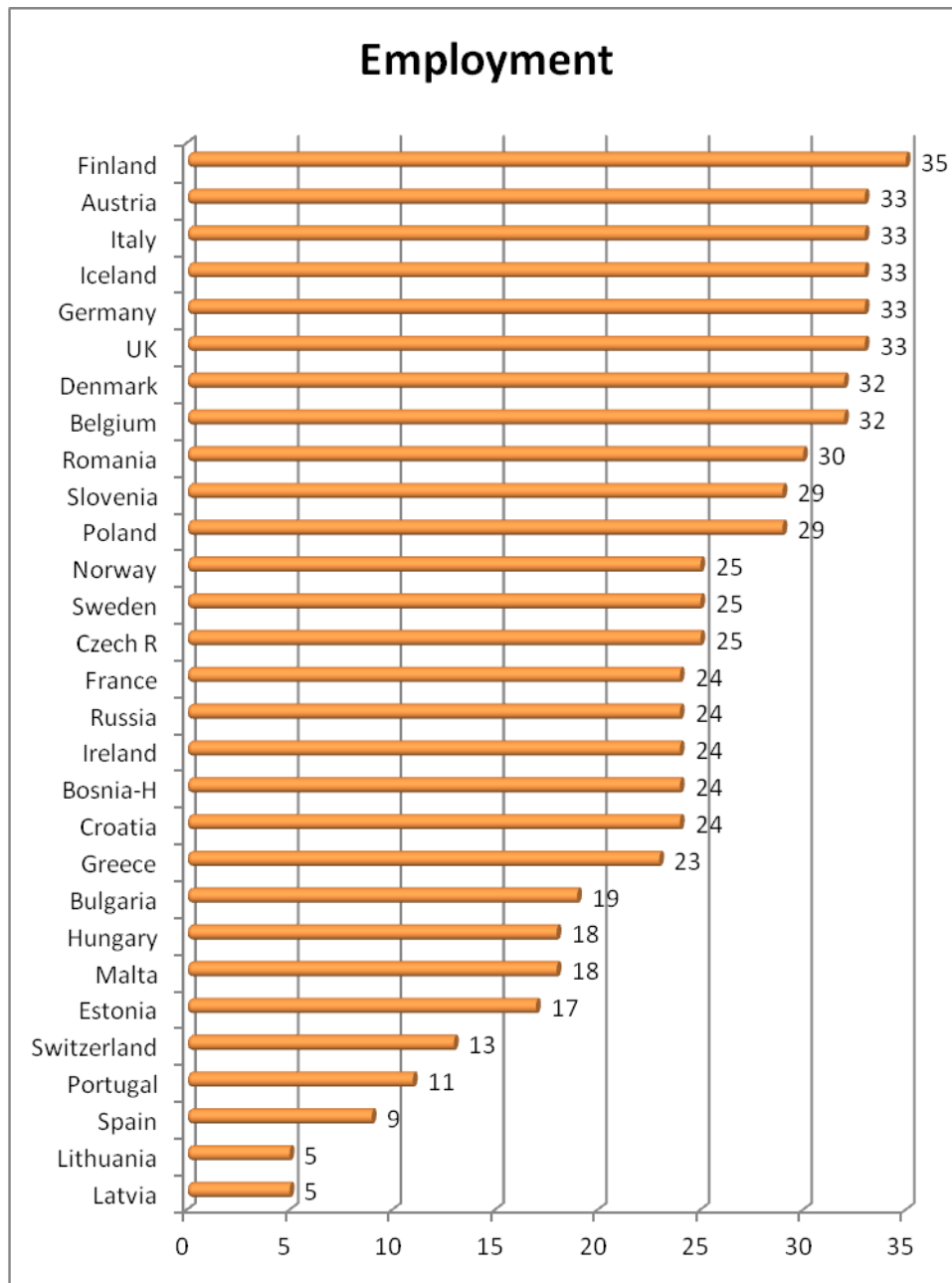
| Country | Over 50% | Under 50% | 0% |
|-------------|----------|-----------|----|
| Austria | | ✓ | |
| Belgium | ✓ | | |
| Bosnia-H. | | | ✓ |
| Bulgaria | | | ✓ |
| Croatia | | | ✓ |
| Cyprus | | | ✓ |
| Czech Rep. | | | ✓ |
| Denmark | | ✓ | |
| Estonia | | | ✓ |
| Finland | ✓ | | |
| France | | ✓ | |
| Germany | | | ✓ |
| Greece | | | ✓ |
| Hungary | | ✓ | |
| Iceland | ✓ | | |
| Ireland | | ✓ | |
| Italy | | ✓ | |
| Latvia | | | ✓ |
| Lithuania | | | ✓ |
| Luxembourg | | | ✓ |
| Malta | | | ✓ |
| Netherlands | | | ✓ |
| Norway | ✓ | | |
| Poland | | | ✓ |
| Portugal | | | ✓ |
| Romania | | | ✓ |
| Slovakia | | | ✓ |
| Slovenia | | | ✓ |
| Spain | | | ✓ |
| Sweden | ✓ | | |
| Switzerland | | ✓ | |
| UK | ✓ | | |

2.3 Are MS societies consulted in influencing the national research agendas on MS?

| Country | No | Yes |
|-------------|----|-----|
| Austria | | ✓ |
| Belgium | | ✓ |
| Bosnia-H. | | ✓ |
| Bulgaria | ✓ | |
| Croatia | ✓ | |
| Czech Rep. | ✓ | |
| Denmark | ✓ | |
| Estonia | ✓ | |
| Finland | | ✓ |
| France | ✓ | |
| Germany | | ✓ |
| Greece | | ✓ |
| Hungary | ✓ | |
| Iceland | | ✓ |
| Ireland | ✓ | |
| Italy | | ✓ |
| Latvia | ✓ | |
| Lithuania | | ✓ |
| Malta | ✓ | |
| Norway | ✓ | |
| Poland | ✓ | |
| Portugal | ✓ | |
| Romania | ✓ | |
| Russia | ✓ | |
| Slovenia | ✓ | |
| Spain | ✓ | |
| Sweden | | ✓ |
| Switzerland | ✓ | |
| UK | | ✓ |

Section 3 : Employment and Job retention

Overall results



3.1 Is there information programmed for employers and trade unions on the subject of MS or disability in general offered in your country?

| | Yes, run by: | | | | | No |
|----------------|--------------|-----------------|-----------------|---------------|------------------|---------------------|
| | MS Society | State Authority | Health Insurers | Employer Body | Trade Union body | No programme exists |
| Austria | | | | | | |
| Belgium | | ✓ | ✓ | ✓ | ✓ | |
| Bosnia-H. | | ✓ | | | | |
| Bulgaria | | ✓ | | | | |
| Croatia | ✓ | | | | | |
| Czech Republic | | | | | | ✓ |
| Denmark | ✓ | ✓ | | | | |
| Estonia | | | | | | |
| Finland | ✓ | ✓ | ✓ | ✓ | ✓ | |
| France | ✓ | | | | | |
| Germany | ✓ | ✓ | ✓ | | | |
| Greece | | | | | | ✓ |
| Hungary | | | | | | ✓ |
| Iceland | | ✓ | ✓ | | ✓ | |
| Ireland | | ✓ | | | | |
| Italy | ✓ | ✓ | ✓ | | | |
| Latvia | | | | | | ✓ |
| Lithuania | | | | | | ✓ |
| Malta | | | | | | ✓ |
| Norway | | | | | | ✓ |
| Poland | ✓ | | | | | |
| Portugal | | ✓ | | | | |
| Romania | ✓ | | | ✓ | | |
| Slovenia | ✓ | | | | | ✓ |
| Spain | ✓ | | | | | |
| Sweden | | | | | | ✓ |
| Switzerland | | | | | | ✓ |
| UK | ✓ | ✓ | ✓ | | | |
| Russia | ✓ | | | | | |

3.2 Does any kind of MS awareness raising programme for the workplace (for employers and employees) exist?

| Country | No | Yes |
|-------------|----|-----|
| Austria | | ✓ |
| Belgium | | ✓ |
| Bosnia-H. | | ✓ |
| Bulgaria | ✓ | |
| Croatia | | ✓ |
| Czech Rep. | ✓ | |
| Denmark | | ✓ |
| Estonia | ✓ | |
| Finland | | ✓ |
| France | ✓ | |
| Germany | | ✓ |
| Greece | ✓ | |
| Hungary | ✓ | |
| Iceland | | ✓ |
| Ireland | ✓ | |
| Italy | | ✓ |
| Latvia | ✓ | |
| Lithuania | ✓ | |
| Malta | ✓ | |
| Norway | ✓ | |
| Poland | | ✓ |
| Portugal | ✓ | |
| Romania | | ✓ |
| Russia | ✓ | |
| Slovenia | | ✓ |
| Spain | ✓ | |
| Sweden | ✓ | |
| Switzerland | ✓ | |
| UK | | ✓ |

3.3 Are there incentives in place to hire or retain people with disabilities in general or PwMS in employment?

| Country | No | Yes |
|-------------|----|-----|
| Austria | | ✓ |
| Belgium | | ✓ |
| Bosnia-H. | | ✓ |
| Bulgaria | | ✓ |
| Croatia | | ✓ |
| Czech Rep. | | ✓ |
| Denmark | | ✓ |
| Estonia | ✓ | |
| Finland | | ✓ |
| France | | ✓ |
| Germany | | ✓ |
| Greece | | ✓ |
| Hungary | | ✓ |
| Iceland | | ✓ |
| Ireland | | ✓ |
| Italy | | ✓ |
| Latvia | ✓ | |
| Lithuania | ✓ | |
| Malta | ✓ | |
| Norway | | ✓ |
| Poland | | ✓ |
| Portugal | | ✓ |
| Romania | | ✓ |
| Russia | | ✓ |
| Slovenia | | ✓ |
| Spain | ✓ | |
| Sweden | | ✓ |
| Switzerland | ✓ | |
| UK | | ✓ |

3.4 Is it legally possible for people with disabilities in general or PwMS to remain at work if he/she has MS?

| Country | No | Yes |
|-------------|----|-----|
| Austria | | ✓ |
| Belgium | | ✓ |
| Bosnia-H. | | ✓ |
| Bulgaria | | ✓ |
| Croatia | | ✓ |
| Czech Rep. | | ✓ |
| Denmark | | ✓ |
| Estonia | | ✓ |
| Finland | | ✓ |
| France | | ✓ |
| Germany | | ✓ |
| Greece | | ✓ |
| Hungary | | ✓ |
| Iceland | | ✓ |
| Ireland | | ✓ |
| Italy | | ✓ |
| Latvia | | ✓ |
| Lithuania | | ✓ |
| Malta | | ✓ |
| Norway | | ✓ |
| Poland | | ✓ |
| Portugal | | ✓ |
| Romania | | ✓ |
| Russia | | ✓ |
| Slovenia | | ✓ |
| Spain | | ✓ |
| Sweden | | ✓ |
| Switzerland | | ✓ |
| UK | | ✓ |

3.5 Is there flexible working practice legislation in place for people with disabilities in general or PwMS to avail of?

| Country | No | Yes |
|-------------|----|-----|
| Austria | | ✓ |
| Belgium | | ✓ |
| Bosnia-H. | ✓ | |
| Bulgaria | ✓ | |
| Croatia | ✓ | |
| Czech Rep. | | ✓ |
| Denmark | | ✓ |
| Estonia | | ✓ |
| Finland | | ✓ |
| France | | ✓ |
| Germany | | ✓ |
| Greece | | ✓ |
| Hungary | ✓ | |
| Iceland | | ✓ |
| Ireland | | ✓ |
| Italy | | ✓ |
| Latvia | ✓ | |
| Lithuania | ✓ | |
| Malta | | ✓ |
| Norway | | ✓ |
| Poland | | ✓ |
| Portugal | ✓ | |
| Romania | | ✓ |
| Russia | | ✓ |
| Slovenia | | ✓ |
| Spain | ✓ | |
| Sweden | | ✓ |
| Switzerland | ✓ | |
| UK | | ✓ |

3.6 What % of PwMS is in active work? (No score allocated for these questions)

a. Full time job

| Country | % |
|-------------|---------|
| Spain | 50% |
| Latvia | 5% |
| Lithuania | 20% |
| Portugal | Unknown |
| Switzerland | Unknown |
| Estonia | 25% |
| Malta | 25% |
| Hungary | 20% |
| Bulgaria | Unknown |
| Greece | 35% |
| Croatia | 18% |
| Bosnia-H. | 23% |
| Ireland | 28% |
| Russia | 15% |
| France | 30% |
| Czech Rep. | 40% |
| Sweden | Unknown |
| Norway | Unknown |
| Poland | unknown |
| Slovenia | 20% |
| Romania | Unknown |
| Belgium | Unknown |
| Denmark | 8% |
| UK | Unknown |
| Germany | 28% |
| Iceland | 45% |
| Italy | 50% |
| Austria | 35% |
| Finland | 34% |

b. Part-time job

| Country | % |
|-------------|---------|
| Spain | 10% |
| Latvia | 5% |
| Lithuania | 20% |
| Portugal | Unknown |
| Switzerland | Unknown |
| Estonia | 5% |
| Malta | Unknown |
| Hungary | 2% |
| Bulgaria | Unknown |
| Greece | 20% |
| Croatia | 1% |
| Bosnia-H. | 1% |
| Ireland | 14% |
| Russia | 15% |
| France | 35% |
| Czech Rep. | 20% |
| Sweden | Unknown |
| Norway | Unknown |
| Poland | Unknown |
| Slovenia | 30% |
| Romania | Unknown |
| Belgium | Unknown |
| Denmark | 25% |
| UK | Unknown |
| Germany | 9% |
| Iceland | 10% |
| Italy | 10% |
| Austria | 15% |
| Finland | 14% |

3.7 Does a pension fund exist for early retirement due to disability including MS?

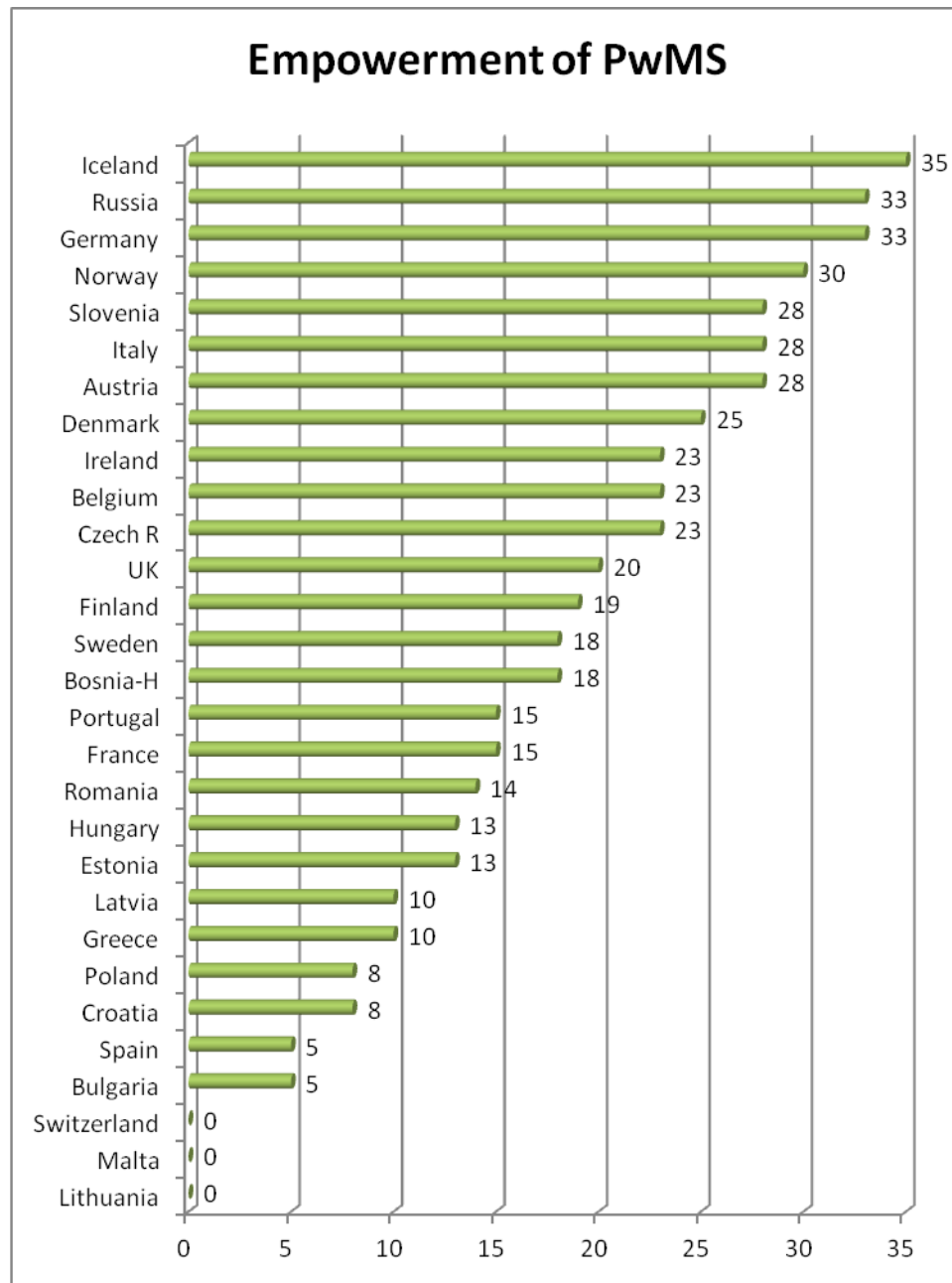
| Country | No | Yes |
|-------------|----|-----|
| Austria | | ✓ |
| Belgium | | ✓ |
| Bosnia-H. | | ✓ |
| Bulgaria | | ✓ |
| Croatia | | ✓ |
| Czech Rep. | | ✓ |
| Denmark | | ✓ |
| Estonia | ✓ | |
| Finland | | ✓ |
| France | | ✓ |
| Germany | | ✓ |
| Greece | | ✓ |
| Hungary | | ✓ |
| Iceland | | ✓ |
| Ireland | | ✓ |
| Italy | | ✓ |
| Latvia | ✓ | |
| Lithuania | ✓ | |
| Malta | | ✓ |
| Norway | | ✓ |
| Poland | | ✓ |
| Portugal | ✓ | |
| Romania | | ✓ |
| Russia | | ✓ |
| Slovenia | | ✓ |
| Spain | ✓ | |
| Sweden | | ✓ |
| Switzerland | | ✓ |
| UK | | ✓ |

3.8 Does the pension fund provide "adequate" income for PwMS according to the average income in your country?

| Pension is adequate | Needs supplementing | No pension fund available |
|---------------------|---------------------|---------------------------|
| Czech Rep. | Spain | Latvia |
| Sweden | Switzerland | Lithuania |
| Norway | Estonia | Portugal |
| Denmark | Malta | |
| UK | Hungary | |
| Germany | Bulgaria | |
| Iceland | Greece | |
| Italy | Croatia | |
| Austria | Bosnia-H. | |
| Finland | Ireland | |
| | Russia | |
| | France | |
| | Poland | |
| | Slovenia | |
| | Romania | |
| | Belgium | |

Section 4 : Empowerment of PwMS

Overall results



4.1 Is there a consultation group/body on MS that advises Government on neurological diseases or specifically on MS policies?

| Country | No | Yes |
|-------------|----|-----|
| Austria | | ✓ |
| Belgium | | ✓ |
| Bosnia-H. | ✓ | |
| Bulgaria | | ✓ |
| Croatia | ✓ | |
| Czech Rep. | | ✓ |
| Denmark | | ✓ |
| Estonia | ✓ | |
| Finland | ✓ | |
| France | | ✓ |
| Germany | | ✓ |
| Greece | ✓ | |
| Hungary | | ✓ |
| Iceland | | ✓ |
| Ireland | | ✓ |
| Italy | | ✓ |
| Latvia | | ✓ |
| Lithuania | ✓ | |
| Malta | ✓ | |
| Norway | | ✓ |
| Poland | ✓ | |
| Portugal | | ✓ |
| Romania | | ✓ |
| Russia | | ✓ |
| Slovenia | | ✓ |
| Spain | ✓ | |
| Sweden | ✓ | |
| Switzerland | ✓ | |
| UK | | ✓ |

4.2 Are PwMS represented in the consultation group/body?

| Country | No | Yes |
|-------------|----|-----|
| Austria | | ✓ |
| Belgium | ✓ | |
| Bosnia-H. | ✓ | |
| Bulgaria | ✓ | |
| Croatia | ✓ | |
| Czech Rep. | ✓ | |
| Denmark | ✓ | |
| Estonia | ✓ | |
| Finland | ✓ | |
| France | ✓ | |
| Germany | | ✓ |
| Greece | ✓ | |
| Hungary | ✓ | |
| Iceland | | ✓ |
| Ireland | | ✓ |
| Italy | | ✓ |
| Latvia | ✓ | |
| Lithuania | ✓ | |
| Malta | ✓ | |
| Norway | | ✓ |
| Poland | ✓ | |
| Portugal | ✓ | |
| Romania | ✓ | |
| Russia | | ✓ |
| Slovenia | | ✓ |
| Spain | ✓ | |
| Sweden | ✓ | |
| Switzerland | ✓ | |
| UK | ✓ | |

4.3 Is the MS Society a member of the body that decides on the reimbursement of a new MS therapy?

| Country | No | Yes |
|-------------|----|-----|
| Austria | ✓ | |
| Belgium | ✓ | |
| Bosnia-H. | ✓ | |
| Bulgaria | ✓ | |
| Croatia | ✓ | |
| Czech Rep. | ✓ | |
| Denmark | ✓ | |
| Estonia | ✓ | |
| Finland | ✓ | |
| France | ✓ | |
| Germany | | ✓ |
| Greece | ✓ | |
| Hungary | ✓ | |
| Iceland | | ✓ |
| Ireland | ✓ | |
| Italy | ✓ | |
| Latvia | ✓ | |
| Lithuania | ✓ | |
| Malta | ✓ | |
| Norway | ✓ | |
| Poland | ✓ | |
| Portugal | ✓ | |
| Romania | ✓ | |
| Russia | | ✓ |
| Slovenia | ✓ | |
| Spain | ✓ | |
| Sweden | ✓ | |
| Switzerland | ✓ | |
| UK | ✓ | |

4.4 Does the national MS Society have formal consultative status with your national administration?

| Country | No | Yes |
|-------------|----|-----|
| Austria | | ✓ |
| Belgium | | ✓ |
| Bosnia-H. | | ✓ |
| Bulgaria | ✓ | |
| Croatia | | ✓ |
| Czech Rep. | | ✓ |
| Denmark | | ✓ |
| Estonia | ✓ | |
| Finland | | ✓ |
| France | | ✓ |
| Germany | | ✓ |
| Greece | | ✓ |
| Hungary | ✓ | |
| Iceland | | ✓ |
| Ireland | ✓ | |
| Italy | | ✓ |
| Latvia | ✓ | |
| Lithuania | ✓ | |
| Malta | ✓ | |
| Norway | | ✓ |
| Poland | ✓ | |
| Portugal | | ✓ |
| Romania | ✓ | |
| Russia | | ✓ |
| Slovenia | | ✓ |
| Spain | ✓ | |
| Sweden | | ✓ |
| Switzerland | ✓ | |
| UK | ✓ | |

4.5 Does a self-management course exist in your country for PwMS to empower them to co-manage their own health as far as possible?

| Country | No | Yes |
|-------------|----|-----|
| Austria | | ✓ |
| Belgium | | ✓ |
| Bosnia-H. | | ✓ |
| Bulgaria | ✓ | |
| Croatia | ✓ | |
| Czech Rep. | | ✓ |
| Denmark | | ✓ |
| Estonia | | ✓ |
| Finland | | ✓ |
| France | ✓ | |
| Germany | | ✓ |
| Greece | ✓ | |
| Hungary | | ✓ |
| Iceland | | ✓ |
| Ireland | | ✓ |
| Italy | | ✓ |
| Latvia | ✓ | |
| Lithuania | ✓ | |
| Malta | ✓ | |
| Norway | | ✓ |
| Poland | | ✓ |
| Portugal | ✓ | |
| Romania | ✓ | |
| Russia | | ✓ |
| Slovenia | | ✓ |
| Spain | ✓ | |
| Sweden | | ✓ |
| Switzerland | ✓ | |
| UK | | ✓ |

4.6 Who runs the self-management course for PwMS?

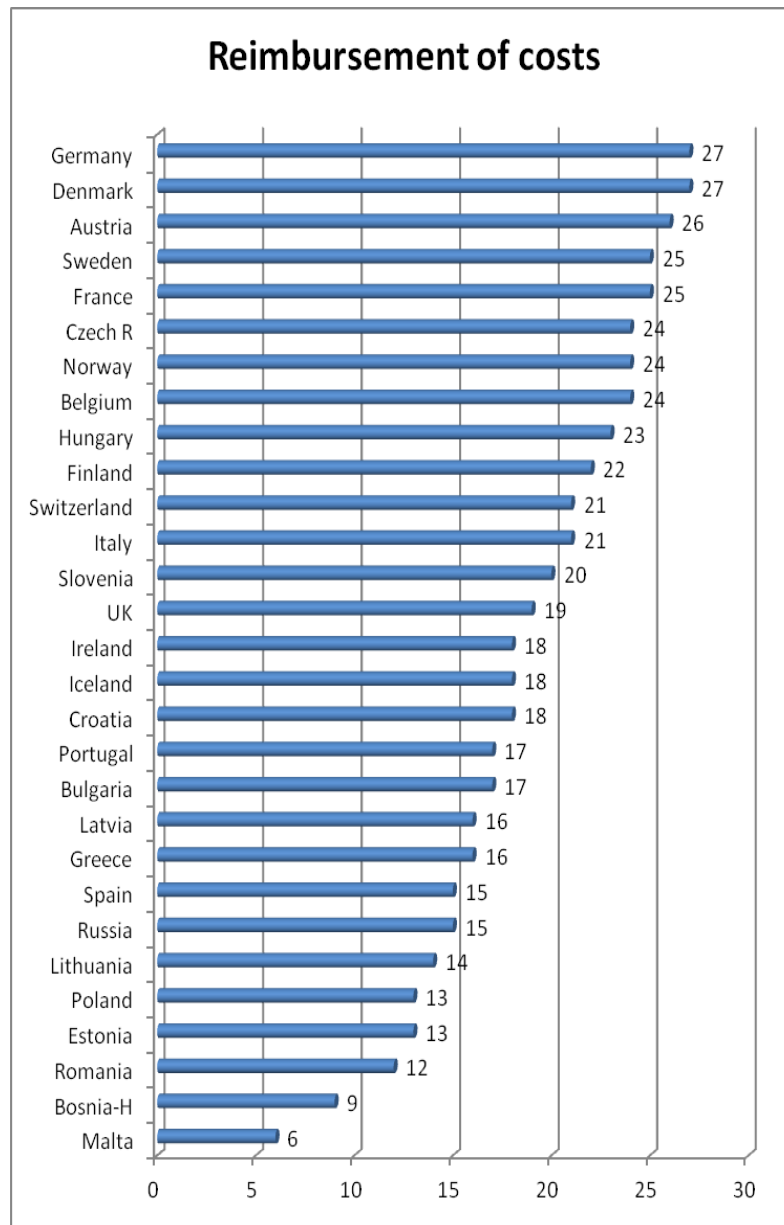
| Country | State Authority | Health Insurer | MS society | Other | No course exists |
|--------------------|-----------------|----------------|------------|-------|------------------|
| Austria | | | ✓ | | |
| Belgium | | | ✓ | | |
| Bosnia-Herzegovina | | | ✓ | | |
| Bulgaria | | | | | ✓ |
| Croatia | | | ✓ | | |
| Czech Republic | | | ✓ | | |
| Denmark | ✓ | | ✓ | | |
| Estonia | | | ✓ | | |
| Finland | | ✓ | | | |
| France | | | | | ✓ |
| Germany | | | ✓ | | |
| Greece | | | | | ✓ |
| Hungary | | | ✓ | | |
| Iceland | ✓ | | | | |
| Ireland | | | ✓ | | |
| Italy | | | ✓ | | |
| Latvia | | | | | ✓ |
| Lithuania | | | | | ✓ |
| Malta | | | | | ✓ |
| Norway | ✓ | | | | |
| Poland | | | ✓ | | |
| Portugal | | | | | ✓ |
| Romania | | ✓ | | | |
| Russia | | | ✓ | | |
| Slovenia | | | ✓ | | |
| Spain | ✓ | | | | |
| Sweden | | | ✓ | | |
| Switzerland | | | | | ✓ |
| UK | ✓ | | | | |

4.7 Can a PwMS interface with a multi-disciplinary team in the management of their condition?

| Country | No | Yes |
|-------------|----|-----|
| Austria | | ✓ |
| Belgium | | ✓ |
| Bosnia-H. | | ✓ |
| Bulgaria | ✓ | |
| Croatia | ✓ | |
| Czech Rep. | | ✓ |
| Denmark | | ✓ |
| Estonia | | ✓ |
| Finland | | ✓ |
| France | | ✓ |
| Germany | | ✓ |
| Greece | | ✓ |
| Hungary | ✓ | |
| Iceland | | ✓ |
| Ireland | | ✓ |
| Italy | | ✓ |
| Latvia | | ✓ |
| Lithuania | ✓ | |
| Malta | ✓ | |
| Norway | | ✓ |
| Poland | ✓ | |
| Portugal | | ✓ |
| Romania | | ✓ |
| Russia | | ✓ |
| Slovenia | | ✓ |
| Spain | ✓ | |
| Sweden | | ✓ |
| Switzerland | ✓ | |
| UK | | ✓ |

Section 5: Reimbursement of costs related to MS

Overall results



5.1 What % of DMD costs is reimbursed?

| Country | 100% | 75-99% | 50-74% | 25-49% | under 25% | None |
|----------------|------|--------|--------|--------|-----------|------|
| Austria | | ✓ | | | | |
| Belgium | | ✓ | | | | |
| Bosnia-H. | | | | | ✓ | |
| Bulgaria | ✓ | | | | | |
| Croatia | ✓ | | | | | |
| Czech Republic | ✓ | | | | | |
| Denmark | ✓ | | | | | |
| Estonia | | ✓ | | | | |
| Finland | | ✓ | | | | |
| France | ✓ | | | | | |
| Germany | ✓ | | | | | |
| Greece | ✓ | | | | | |
| Hungary | ✓ | | | | | |
| Iceland | ✓ | | | | | |
| Ireland | ✓ | | | | | |
| Italy | ✓ | | | | | |
| Latvia | ✓ | | | | | |
| Lithuania | ✓ | | | | | |
| Malta | ✓ | | | | | |
| Norway | ✓ | | | | | |
| Poland | ✓ | | | | | |
| Portugal | ✓ | | | | | |
| Romania | ✓ | | | | | |
| Russia | ✓ | | | | | |
| Slovenia | ✓ | | | | | |
| Spain | ✓ | | | | | |
| Sweden | | ✓ | | | | |
| Switzerland | | ✓ | | | | |
| UK | | ✓ | | | | |

5.2 What % of the costs for symptomatic therapy is reimbursed?

| Country | 100% | 75-99% | 50-74% | 25-49% | under 25% | None |
|----------------|------|--------|--------|--------|-----------|------|
| Austria | | ✓ | | | | |
| Belgium | | ✓ | | | | |
| Bosnia-H. | | | | ✓ | | |
| Bulgaria | | | | | ✓ | |
| Croatia | | | | ✓ | | |
| Czech Republic | ✓ | | | | | |
| Denmark | | ✓ | | | | |
| Estonia | | | ✓ | | | |
| Finland | | | ✓ | | | |
| France | ✓ | | | | | |
| Germany | ✓ | | | | | |
| Greece | ✓ | | | | | |
| Hungary | | | ✓ | | | |
| Iceland | ✓ | | | | | |
| Ireland | | ✓ | | | | |
| Italy | | ✓ | | | | |
| Latvia | | | ✓ | | | |
| Lithuania | | ✓ | | | | |
| Malta | | | | | | ✓ |
| Norway | | | ✓ | | | |
| Poland | | | | | ✓ | |
| Portugal | | | ✓ | | | |
| Romania | | | ✓ | | | |
| Russia | | | | | ✓ | |
| Slovenia | ✓ | | | | | |
| Spain | | | ✓ | | | |
| Sweden | | ✓ | | | | |
| Switzerland | | ✓ | | | | |
| UK | | | ✓ | | | |

5.3 What % of rehabilitation costs is reimbursed?

| Country | 100% | 75-99% | 50-74% | 25-49% | under 25% | None |
|----------------|------|--------|--------|--------|-----------|------|
| Austria | | ✓ | | | | |
| Belgium | | ✓ | | | | |
| Bosnia-H. | | | | ✓ | | |
| Bulgaria | ✓ | | | | | |
| Croatia | ✓ | | | | | |
| Czech Republic | ✓ | | | | | |
| Denmark | ✓ | | | | | |
| Estonia | | | ✓ | | | |
| Finland | | ✓ | | | | |
| France | ✓ | | | | | |
| Germany | ✓ | | | | | |
| Greece | | | | ✓ | | |
| Hungary | ✓ | | | | | |
| Iceland | ✓ | | | | | |
| Ireland | | | ✓ | | | |
| Italy | | ✓ | | | | |
| Latvia | | | | ✓ | | |
| Lithuania | | | | ✓ | | |
| Malta | | | | | | ✓ |
| Norway | | ✓ | | | | |
| Poland | | | | | ✓ | |
| Portugal | ✓ | | | | | |
| Romania | | | | | | ✓ |
| Russia | ✓ | | | | | |
| Slovenia | | | ✓ | | | |
| Spain | | | ✓ | | | |
| Sweden | | ✓ | | | | |
| Switzerland | | ✓ | | | | |
| UK | | | ✓ | | | |

5.4 What % of home adaptation costs is reimbursed?

| Country | 100% | 75-99% | 50-74% | 25-49% | under 25% | None |
|----------------|------|--------|--------|--------|-----------|------|
| Austria | | √ | | | | |
| Belgium | | √ | | | | |
| Bosnia-H. | | | | | √ | |
| Bulgaria | | | | | √ | |
| Croatia | | | | | | √ |
| Czech Republic | | | √ | | | |
| Denmark | √ | | | | | |
| Estonia | | | | | √ | |
| Finland | | | √ | | | |
| France | | | √ | | | |
| Germany | | | √ | | | |
| Greece | | | | | √ | |
| Hungary | √ | | | | | |
| Iceland | | | | | | √ |
| Ireland | | | | | √ | |
| Italy | | | √ | | | |
| Latvia | | | √ | | | |
| Lithuania | | | | | √ | |
| Malta | | | | | √ | |
| Norway | | √ | | | | |
| Poland | | | | √ | | |
| Portugal | | | | | | √ |
| Romania | | | | | | √ |
| Russia | | | | √ | | |
| Slovenia | | | √ | | | |
| Spain | | | | | √ | |
| Sweden | √ | | | | | |
| Switzerland | | | | √ | | |
| UK | | | √ | | | |

5.5 What % of workplace adaptation costs is reimbursed?

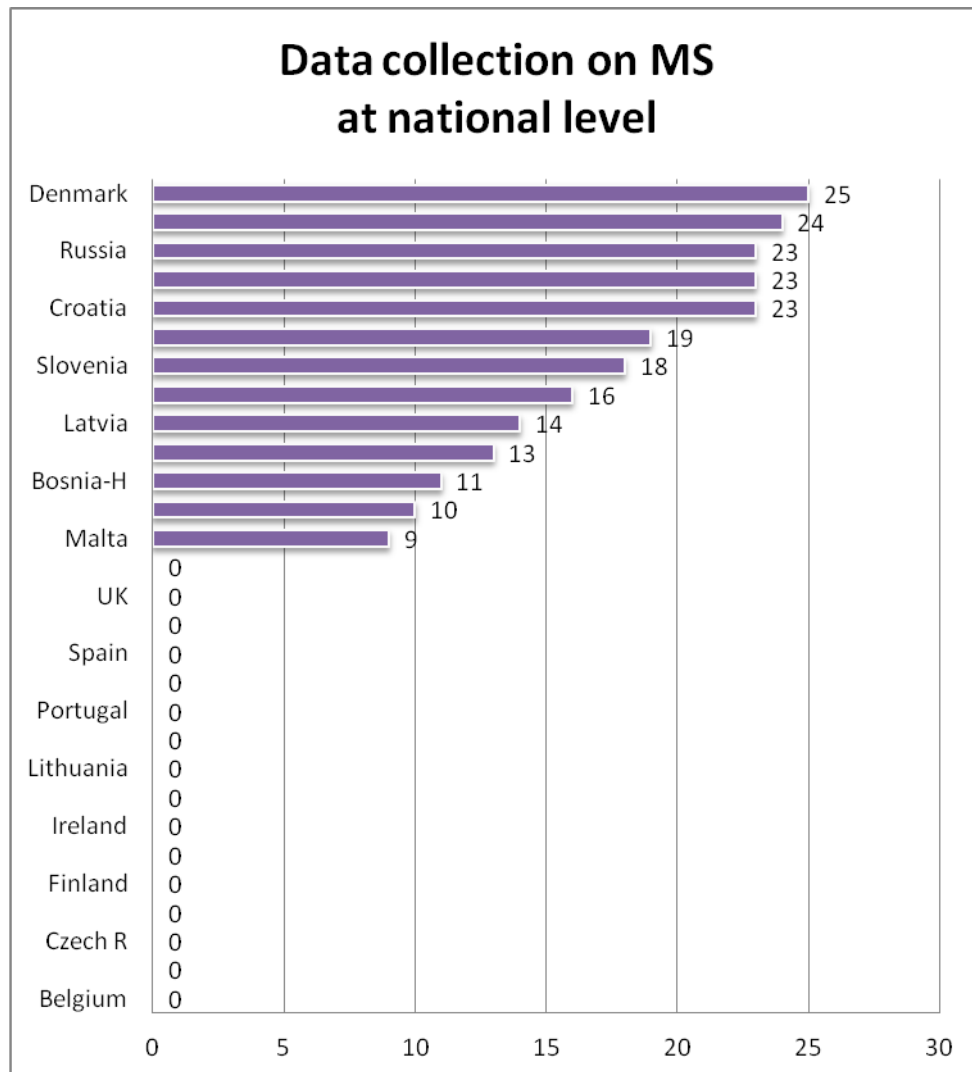
| Country | 100% | 75-99% | 50-74% | 25-49% | under 25% | None |
|----------------|------|--------|--------|--------|-----------|------|
| Austria | √ | | | | | |
| Belgium | | √ | | | | |
| Bosnia-H. | | | | | √ | |
| Bulgaria | | | | √ | | |
| Croatia | | | √ | | | |
| Czech Republic | | √ | | | | |
| Denmark | √ | | | | | |
| Estonia | | | | | √ | |
| Finland | √ | | | | | |
| France | | | √ | | | |
| Germany | √ | | | | | |
| Greece | | | | | √ | |
| Hungary | | | √ | | | |
| Iceland | | | | | | √ |
| Ireland | | | | √ | | |
| Italy | | | √ | | | |
| Latvia | | | | | √ | |
| Lithuania | | | | | | √ |
| Malta | | | | | | √ |
| Norway | √ | | | | | |
| Poland | | | | √ | | |
| Portugal | | | | | | √ |
| Romania | | | | √ | | |
| Russia | | | | | | √ |
| Slovenia | | | | | √ | |
| Spain | | | | | | |
| Sweden | | √ | | | | |
| Switzerland | | | √ | | | |
| UK | | | √ | | | |

5.6 What % of your country's GDP is spent on healthcare?

| Country | Over 15% | 11-14% | 7-10% | 3-6% | Under 3% |
|--------------------|----------|--------|-------|------|----------|
| Austria | | ✓ | | | |
| Belgium | | ✓ | | | |
| Bosnia-Herzegovina | | | | ✓ | |
| Bulgaria | | | ✓ | | |
| Croatia | | | ✓ | | |
| Czech Republic | | | | ✓ | |
| Denmark | | | ✓ | | |
| Estonia | | | | | ✓ |
| Finland | | | ✓ | | |
| France | | ✓ | | | |
| Germany | | ✓ | | | |
| Greece | | | | ✓ | |
| Hungary | | | | ✓ | |
| Iceland | | | ✓ | | |
| Ireland | | | ✓ | | |
| Italy | | | | ✓ | |
| Latvia | | | | ✓ | |
| Lithuania | | | | ✓ | |
| Malta | | | | | ✓ |
| Norway | | | ✓ | | |
| Poland | | | | ✓ | |
| Portugal | | ✓ | | | |
| Romania | | | | ✓ | |
| Russia | | | | ✓ | |
| Slovenia | | | ✓ | | |
| Spain | | | ✓ | | |
| Sweden | | ✓ | | | |
| Switzerland | | ✓ | | | |
| UK | | | ✓ | | |

Section 6: Accurate data collection on MS at national level

Overall results



6.1 Does a national MS register exist?

| Country | No | Yes |
|----------------|----|-----|
| Austria | | ✓ |
| Belgium | ✓ | |
| Bosnia-H. | | ✓ |
| Bulgaria | ✓ | |
| Croatia | | ✓ |
| Czech Republic | ✓ | |
| Denmark | | ✓ |
| Estonia | ✓ | |
| Finland | ✓ | |
| France | | ✓ |
| Germany | | ✓ |
| Greece | | ✓ |
| Hungary | ✓ | |
| Iceland | ✓ | |
| Ireland | ✓ | |
| Italy | ✓ | |
| Latvia | | ✓ |
| Lithuania | ✓ | |
| Malta | | ✓ |
| Norway | | ✓ |
| Poland | ✓ | |
| Portugal | ✓ | |
| Romania | ✓ | |
| Russia | | ✓ |
| Slovenia | | ✓ |
| Spain | ✓ | |
| Sweden | | ✓ |
| Switzerland | ✓ | |
| UK | ✓ | |

6.2 Is the register supported by public funding?

| Country | Yes, more than 50% funding | Yes, between 10-49% | Less than 10% | No public funding for register |
|-----------|----------------------------|---------------------|---------------|--------------------------------|
| Austria | | | | √ |
| Bosnia H. | | | | √ |
| Croatia | √ | | | |
| Denmark | √ | | | |
| France | | | | √ |
| Germany | | | | √ |
| Greece | | | √ | |
| Latvia | | √ | | |
| Malta | | | | √ |
| Norway | √ | | | |
| Russia | √ | | | |
| Slovenia | | | | √ |
| Sweden | √ | | | |

6.3 Who manages the MS register?

| Country | State Authority | Health insurance | MS Society | Other |
|-----------|-----------------|------------------|------------|-------|
| Austria | | | | √ |
| Bosnia H. | | | √ | |
| Croatia | | | √ | |
| Denmark | √ | | √ | |
| France | | | | √ |
| Germany | | | √ | |
| Greece | | | √ | |
| Latvia | | | | √ |
| Malta | | | | √ |
| Norway | √ | | | |
| Russia | √ | | √ | |
| Slovenia | | | √ | |
| Sweden | √ | | | |

6.4 If a register exists, what % of PwMS is currently recorded on the register?

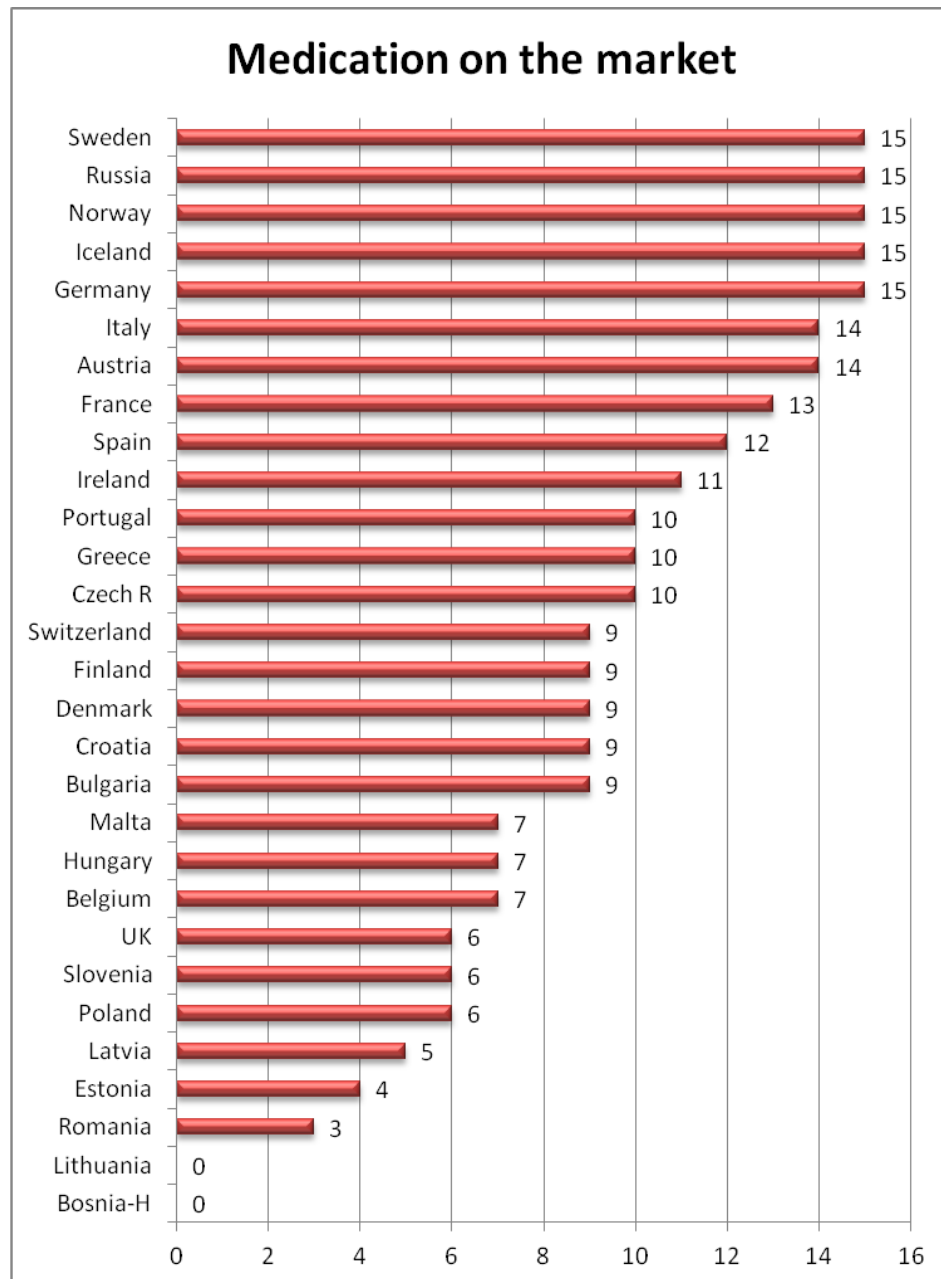
| Country | Between 95-100% | Between 75-94% | Between 50-74% | Between 25-49% | Less than 25% |
|-----------|-----------------|----------------|----------------|----------------|---------------|
| Austria | | | | | ✓ |
| Bosnia H. | | | | | ✓ |
| Croatia | | | ✓ | | |
| Denmark | ✓ | | | | |
| France | | | ✓ | | |
| Germany | | | | | ✓ |
| Greece | | | ✓ | | |
| Latvia | | ✓ | | | |
| Malta | | | | ✓ | |
| Norway | | | ✓ | | |
| Russia | | | ✓ | | |
| Slovenia | | | ✓ | | |
| Sweden | | ✓ | | | |

6.5 Does the information coming from the MS register have an influence on the national policy for PwMS?

| Country | No | Yes |
|-----------|----|-----|
| Austria | | ✓ |
| Bosnia H. | ✓ | |
| Croatia | | ✓ |
| Denmark | | ✓ |
| France | ✓ | |
| Germany | | ✓ |
| Greece | | ✓ |
| Latvia | ✓ | |
| Malta | ✓ | |
| Norway | | ✓ |
| Russia | | ✓ |
| Slovenia | | ✓ |
| Sweden | | ✓ |

Section 7: Medication coming to the market

Overall results



7.1 How long, on average, does it take to get a decision on drug reimbursement once it has been approved by the national drug regulatory authority or by EMEA?

| Country | <3mths | Between 3-6 mths | Between 6-9 mths | Between 9-12 mths | Between 12-15 mths | Over 15 mths |
|-------------|--------|------------------|------------------|-------------------|--------------------|--------------|
| Austria | | ✓ | | | | |
| Belgium | | ✓ | | | | |
| Bosnia-H. | | | | | | ✓ |
| Bulgaria | | ✓ | | | | |
| Croatia | | | | | | ✓ |
| Czech Rep. | ✓ | | | | | |
| Denmark | ✓ | | | | | |
| Estonia | | | | | ✓ | |
| Finland | | ✓ | | | | |
| France | | | ✓ | | | |
| Germany | ✓ | | | | | |
| Greece | | | ✓ | | | |
| Hungary | | | | ✓ | | |
| Iceland | ✓ | | | | | |
| Ireland | ✓ | | | | | |
| Italy | | ✓ | | | | |
| Latvia | | | | | ✓ | |
| Lithuania | | | | | | ✓ |
| Malta | | | | | ✓ | |
| Norway | ✓ | | | | | |
| Poland | | | | | ✓ | |
| Portugal | | | | | ✓ | |
| Romania | | | | | ✓ | |
| Russia | ✓ | | | | | |
| Slovenia | | | | ✓ | | |
| Spain | | | ✓ | | | |
| Sweden | ✓ | | | | | |
| Switzerland | | ✓ | | | | |
| UK | | | ✓ | | | |

7.2 How long does it take for PwMS, legally entitled to receive the drug, to get it?

| Country | <3mths | Between 3-6 mths | Between 6-9 mths | Between 9-12 mths | Between 12-15 mths | Over 15 mths |
|-------------|--------|------------------|------------------|-------------------|--------------------|--------------|
| Austria | ✓ | | | | | |
| Belgium | | | ✓ | | | |
| Bosnia-H. | | | | | | ✓ |
| Bulgaria | ✓ | | | | | |
| Croatia | | ✓ | | | | |
| Czech Rep. | ✓ | | | | | |
| Denmark | | ✓ | | | | |
| Estonia | | | ✓ | | | |
| Finland | ✓ | | | | | |
| France | ✓ | | | | | |
| Germany | ✓ | | | | | |
| Greece | | | | ✓ | | |
| Hungary | ✓ | | | | | |
| Iceland | ✓ | | | | | |
| Ireland | | | | | ✓ | |
| Italy | ✓ | | | | | |
| Latvia | | ✓ | | | | |
| Lithuania | | | | | | ✓ |
| Malta | | | | | ✓ | |
| Norway | ✓ | | | | | |
| Poland | ✓ | | | | | |
| Portugal | | ✓ | | | | |
| Romania | | | | ✓ | | |
| Russia | ✓ | | | | | |
| Slovenia | | ✓ | | | | |
| Spain | | ✓ | | | | |
| Sweden | ✓ | | | | | |
| Switzerland | ✓ | | | | | |
| UK | | | ✓ | | | |

7.3 Is the approval of an MS drug automatically linked to its reimbursement through the Health Fund/Insurer?

| Country | No | Yes |
|--------------------|----|-----|
| Austria | | ✓ |
| Belgium | ✓ | |
| Bosnia-Herzegovina | ✓ | |
| Bulgaria | ✓ | |
| Croatia | | ✓ |
| Czech Republic | ✓ | |
| Denmark | ✓ | |
| Estonia | ✓ | |
| Finland | ✓ | |
| France | | ✓ |
| Germany | | ✓ |
| Greece | | ✓ |
| Hungary | ✓ | |
| Iceland | | ✓ |
| Ireland | | ✓ |
| Italy | | ✓ |
| Latvia | ✓ | |
| Lithuania | ✓ | |
| Malta | | ✓ |
| Norway | | ✓ |
| Poland | ✓ | |
| Portugal | | ✓ |
| Romania | ✓ | |
| Russia | | ✓ |
| Slovenia | ✓ | |
| Spain | | ✓ |
| Sweden | | ✓ |
| Switzerland | ✓ | |
| UK | ✓ | |

We would like to thank all the MS Societies who participated and supported EMSP in the framework of the MS Barometer:

- AUSTRIA, Multiple Sklerose Gesellschaft Oesterreich (www.msgoe.at)
- BELGIUM, Ligue Nationale Belge de la Sclérose en Plaques (www.ms-sep.be)
- BOSNIA AND HERCEGOVINA, Savez Udruzenja Gradana Oboljelih od Multiple Skleroze Bih Sarajevo
- BULGARIA, MS Society Foundation Bulgaria (www.msobshtestvo.org)
- CROATIA, Savez drustava multiple skleroze Hrvatske (www.sdms-h.org)
- CZECH REPUBLIC, Unie Roska/ Czech MS Society (www.roska.eu)
- DENMARK, Scleroseforeningen (www.scleroseforeningen.dk)
- ESTONIA, Estonian Multiple Sclerosis Society (www.smk.ee)
- FINLAND, The Finnish MS Society (www.ms-liitto.fi)
- FRANCE, Ligue Francaise Contre la Sclérose en Plaques (www.lfsep.asso.fr)
- GERMANY, Deutsche Multiple Sklerose Gesellschaft (www.dmsg.de)
- GREECE, Greek MS Society (www.gmss.gr)
- HUNGARY, Hungarian Multiple Sclerosis Society (www.smtarsasag.hu)
- ICELAND, MS Felag Islands (www.msfelag.is)
- IRELAND, MS Society of Ireland (www.ms-society.ie)
- ITALY, Associazione Italiana Sclerosi Multipla (www.aism.it)

- LATVIA, Latvijas Multiplas Sklerozes Asociacija (www.lmsa.lv)
- LITHUANIA, Lithuanian Multiple Sclerosis Union (www.liss.lt)
- MALTA, Multiple Sclerosis Society of Malta (www.msmalta.org.mt)
- NORWAY, Multipel Sklerose Forbundet I Norge (www.ms.no)
- POLAND, Polskie Towarzystwo Stwardnienia Rozsianego (www.ptsr.org.pl)
- PORTUGAL, Sociedade Portuguesa de Esclerose Multipla (www.spem.org)
- ROMANIA, Romanian MS Society (www.smromania.ro)
- RUSSIA, All Russian Public Organization (RPO) of Disabled PwMS (www.ms2002.ru)
- SLOVENIA, Zdruzenje Multiple Skleroze Slovenija (www.zdruzenje-ms.si)
- SPAIN, Asociación Española de Esclerosis Multiple (AEDEM-COCEMFE)
(www.esclerosismultiple.com)
- SWEDEN, Neurologiskt Handikappades Riksförbund (www.nhr.se)
- SWITZERLAND, Schweizerische Multiple Sklerose Gesellschaft (www.multiplesklerose.ch)
- UNITED KINGDOM, The Multiple Sclerosis Society of Great Britain and Northern Ireland
(www.mssociety.org.uk)



MS Barometer 2009 arises from the MS-ID project which has received funding from the European Union, in the Framework of the Public Health Programme.